

Student Agenda

2022-2023

MCFADDEN INSTITUTE OF TECHNOLOGY
"The Way of the SCOTS"

Self-Control- being self-disciplined

School Work

- ***Comes to class prepared***
- ***Pays attention and resists distractions***
- ***Begins work rather than procrastinating***

Interpersonal

- ***Remembers and follows directions in all areas of school***
- ***Accepts criticism as a tool for change***
- ***Controls emotions in stressful situations***

Consideration- taking into account the perspective of others

- ***Is respectful to adults, peers, and school property***
- ***Actively listens to others without interruption***
- ***Acts with thoughtful and sympathetic regard***

Optimism-expecting the best in the future and working to achieve it

- ***Believes that effort will improve his or her future***
- ***Expects the most favorable outcome in all situations***
- ***Asks and answers questions to deepen understanding***

Tenacity- completing something despite obstacles

- ***Initiates and completes tasks***
- ***Learns from mistakes without giving up***
- ***Works independently and with others***

Social Intelligence-*able to reason in large and small groups*

- ***Is open to resolving conflicts***
- ***Demonstrates respect towards other's feelings***
- ***Maintains awareness of behavior expectations***

McFADDEN INSTITUTE OF TECHNOLOGY

2701 S. Raitt Avenue, Santa Ana, CA 92704
(714) 479-4000

2022-2023 STUDENT AGENDA

This agenda belongs to:

Name_____ Grade _____ ID # _____

Address _____

City _____ State_____ Zip _____

STUDENTS ARE EXPECTED TO USE THEIR AGENDA EVERY DAY AND BRING IT WITH THEM EVERY DAY.

We have reviewed the contents of this agenda. Together, we will maintain contact, collaborate, and support McFadden Intermediate School. ***We also understand that if this agenda is lost, damaged or stolen, we must purchase a new agenda at a cost of $10.00.***

LOS ESTUDIANTES TRAERÁN A LA ESCUELA Y USARÁN SU AGENDA TODOS LOS DÍAS.

Hemos revisado el contenido de esta agenda. Juntos, nos mantendremos en contacto, colaboraremos y apoyaremos a la escuela McFadden. ***También entendemos que si esta agenda se daña o se pierde, tendremos que comprar una nueva por $10.00.***

_____ _____
Student's Signature/Firma del Estudiante Parent's Signature/ Firma del Padre/Apoderado

_____ _____
My Assistant Principal/Mi Sub-Director(a) My Counselor/ Mi Consejero(a)

Table of Contents

Telephone Directory	4
My Class Schedule	4
Academic Program	5
Testing	6
Restroom Usage Policy	6
The McFadden Promise	8
Welcome	9
Mission Statement	9
School Hours/ Bell Schedule	7-9
Insurance	9
Student Identification Cards	9
McFadden Dress Code/Uniform Policy	10
Dress Code Details	11
College Wednesdays	11
Spirit Fridays	11
Spirit Days …	12
Guidelines for Free Dress Days	13
Recommended School Supplies	17
Attendance	17
Tardies	18
Items Prohibited from Campus	15
AVID at a Glance	16
Promotion and Retention Criteria	19
Grading Periods, Progress Reports and Report Cards	19
Parent Conferences	19
A Million Words!	20
Library	20
Textbooks	20
Recognition Programs at McFadden Intermediate School	22
Bicycle Safety…	24
Safety To/From School	24
Cell Phone/Telephone Use Lost and Found	24
Expectations for Student Conduct	25
Office Referrals	26
Suspension and Expulsion…	28
Student Activities	29
Athletics	29
Engage 360	29
Food Services	30
Parent Involvement Policy	31

Please Note: Whenever you receive a telephone call from McFadden Institute of Technology, or make a call to the school, be sure to get the name of the person with whom you speak.

McFADDEN INSTITUTE OF TECHNOLOGY
Telephone Directory

FRONT OFFICE

Principal	Ignacio Muñiz	(714) 479-4000
Office Manager	Ariana Hernandez	(714) 479-4013
Attendance Office	Claudia Arroyo	(714) 479-4021
Health Office	Elsa Amezquita	(714) 479-4030
School Records	Eva Serrato	(714) 479-4012
School Psychologist	Edlira Koopman	(714) 479-4036
Library	Erika Pereyra	(714) 479-4027

STUDENT SERVICES CENTER (Room 44)

Assistant Principal	Sandra Escalante Palmer	(714) 479-4022
Assistant Principal	Patrick Healy	(714) 479-4022
Office Assistant	Jose Flores	(714) 479-4022
TOSA	Gabriela Beltran-Gonzalez	
Counselor	Adrian Rios	(714) 479-4000
Counselor	Danelia Onofre	(714) 479-4000
Counselor	Roseanne Aguilera	
Counselor	Joel Quezada	
Counselor	Rosalba Gama	
Counselor	Chayanne Ramirez	

The McFadden Institute of Technology staff is happy to meet with parents whenever needed. However, it is strongly recommended that parents call and schedule an appointment in order to assure that the person you need to see will be available.

ACADEMIC PROGRAM

Every student at McFadden Institute of Technology receives at least six periods of instruction where classes are focused on the California Academic Content Standards.

1st Semester

****Use the campus map on the back cover to complete these charts.****

	Subject	Teacher	Room #	Entrance Door	Exit Door
0					
1					
2					
3					
4					
5					
6					

I, _____, am committed to using the assigned doors, hallways and walkways everyday. I will be respectful, courteous and safe in observance of the "Walk Right" campaign.

2nd Semester

	Subject	Teacher	Room #	Entrance Door	Exit Door
0					
1					
2					
3					
4					
5					

6					

TESTING

Throughout the year, students will participate in a variety of testing programs. Students and parents are encouraged to become aware of the student's proficiency levels, and to strive for higher achievement with each testing opportunity. These tests include:

- SBAC Test
- MAP Test
- English Language Proficiency Assessments for California (ELPAC)
- District Benchmark Assessments
- District Writing Proficiency Test
- Accelerated Reader
- ALEKS for Math
- Achieve 3000 for English Language Arts/Social Science/Math/Science/P.E. and electives

It is critical that every student be in class when these tests are administered. For some tests, results will be mailed directly to the home once tests have been scored. For other tests, scores will be made available to students and parents as soon as they are available to our staff. All scores will be interpreted for students and parents upon request. Test results will be used for a variety purposes, including opportunities for students to participate in special programs.

- ELPAC(English Learners)
- SBAC
- MAP
- DIBELs
- Interim Assessment Benchmark(IAB)
- STAR(Accelerated Reader)
- BPST

McFadden Intermediate School

Draft Bell Schedule | 2022 – 2023

Extended Day TK/Kindergarten (EDK)- 30 students

Regular Day		Modified Day	
8:30-10:20	All Students Instruction	8:30-9:50	All Students Instruction
10:15-10:35	Recess 20 minutes	9:50-10:10	Recess 20 minutes
10:35-11:20	All Students Instruction	10:05-10:50	All Students Instruction
11:20-12:00	Lunch 40 minutes	10:50-11:30	Lunch 40 minutes
12:00-2:10	All Students Instruction	11:30-1:20	All Students Instruction

Grade 1 and 2 - 90 students

Regular Day		Modified Day	
8:30-10:15	All Students Instruction	8:30-9:50	All Students Instruction
10:15-10:35	Recess 20 minutes	9:50-10:10	Recess 20 minutes
10:35-11:20	All Students Instruction	10:10-10:50	All Students Instruction
11:20-12:00	Lunch 40 minutes	10:50-11:30	Lunch 40 minutes
12:00-2:29	All Students Instruction	11:30-1:25	All Students Instruction

Grade 3- 50 students

Regular Day		Modified Day	
8:30-10:15	All Students Instruction	8:30-9:50	All Students Instruction
10:15-10:35	Recess 20 minutes	9:50-10:10	Recess 20 minutes
10:35-11:20	All Students Instruction	10:10-10:50	All Students Instruction
11:20-12:00	Lunch 40 minutes	10:50-11:30	Lunch 40
12:00-2:29	All Students Instruction	11:30-1:25	All Students Instruction

Grade 4 and 5- 90 students

Regular Day		Modified Day	
8:10-10:15	All Students Instruction	8:10-9:50	All Students Instruction
10:15-10:35	Recess 20 minutes	9:50-10:10	Recess 20 minutes
10:35-11:10	All Students Instruction-	10:10-10:45	All Students Instruction
11:10-11:50	Lunch 40 minutes	10:45-11:25	Lunch 40 minutes
11:50-2:28	All Students Instruction	11:25-1:28	All Students Instruction

Grade 6 – 8 - 900 students

Wednesday seminar 23 minutes

Regular Day		Modified Day	
7:00-7:53	Zero Period	7:00- 7:38	Zero Period
8:20- 9:13	Period 1	8:20-8:58	Period 1
9:17- 10:12	Period 2	9:02-9:40	Period 2
10:12-10:21	Break 9 minutes	9:40-9:49	Break 9 min
10:25-11:18	Period 3	9:53-10:16	Seminar 23 minutes
11:22-12:15	Period 4	10:20-10:58	Period 3

THE McFADDEN PROMISE

We all understand that learning can take place only when there is a combination of effort, interest, respect and motivation from the student, the teachers, the parents and the school. We are committed to success at McFadden Institute of Technology. l and we pledge to work together to promote student achievement. Therefore, let it be known that:

As a Student, I pledge to:

- Be On Time, Every Day, Ready to Learn!
- Use my agenda and bring my required school supplies to school every day.
- Discuss with my parents what I am learning in school.
- Follow the School Code of Student Conduct, McFadden Dress Code, and Restroom Usage Policy.
- Ask my teacher questions when I don't understand something.
- Read at least two books a month.
- Complete my assigned class work and homework everyday.
- Do my best in everything I do.
- Respect my campus and keep it clean.

Student Signature

As a Parent, I pledge to:

- Ensure that my child is On Time, Every Day, Ready to Learn.
- Ensure that my student uses his/her agenda and brings his/her required supplies to school everyday.
- Provide a quiet study time in my home, encourage good study habits and review my student's agenda and homework everyday.
- Support the School Code of Student Conduct and McFadden Dress Code.
- Encourage my child to read everyday.
- Communicate and cooperate with the school and teachers to help my child receive the best possible educational experience.
- Support my child's learning by attending conferences and parent activities.
- Talk with my child daily about what he/she is studying and learning in each class.

Parent Signature

As a Teacher, I pledge to:

- Foster an awareness of the importance of being "On Time, Every Day, Ready to Learn."
- Provide high-quality, standards-based curriculum and instruction.
- Act as an instructional leader by providing motivating and challenging learning opportunities.
- Teach my expectations, procedures, instructional goals and grading system to students and parents.
- Teach the School Code of Student Conduct and the McFadden Dress Code to my students.
- Apply analysis of current student data to explore and utilize techniques and materials which maximize student achievement.
- Ensure that all students are given the opportunity to write class assignments in their agendas on a daily basis and to monitor the use of students' agendas.
- Communicate, cooperate and follow up with parents to ensure the best possible education.
- Create an instructional environment that fosters student engagement and learning.

Teacher Signature

As the Principal, I pledge to:

- Stress the importance for all students to be on time, every day to every class, ready to learn and reward those who demonstrate outstanding attendance.
- Create a welcoming environment for all students and parents.
- Communicate our school mission and goals to students, staff, and parents.
- Ensure a safe, orderly, and clean learning environment for all students and staff.
- Act as an instructional leader by supporting the use of engaging teaching strategies, effective instruction, and the use of data by all teachers.
- Provide for appropriate workshops and training opportunities for teachers and parents.
- Reinforce the partnerships between the parents, the school and the students.
- Inform parents of academic, attendance, and behavioral concerns regarding their children.

Principals Signature

WELCOME

Welcome to McFadden Institute of Technology, Home of the Scots! We are thrilled to have you with us, and we are eager to help you mature and develop as a student and as an individual. This agenda is prepared for YOU, the McFadden Intermediate School Scot! It contains information about the academic program, rules and regulations that students are expected to follow at all times, and other useful information. Your agenda officially makes you a member of our McFadden Family and when carried with pride, it will help guide you throughout the year. ***Students are expected to bring their agenda to school every day, use it in every class, and keep it neat and tidy.***

MISSION STATEMENT

The students of McFadden Institute of Technology will increase their performance on the 2022 California Standards Test. Each student will develop a sense of responsibility, commitment and the skills necessary to become contributing members of their community in the 21st Century. In addition, the McFadden Intermediate School community will work together to:

*Increase the number of students who are proficient or advanced in math and English Language Arts at each grade level.
*Increase the number of students who meet the reclassification criteria from Limited English Proficient to Fluent English Proficient.
* Increase the number of students who are eligible for Algebra I in 8th grade.

SCHOOL HOURS

Office Hours	7:30 a.m. to 4:30
p.m. Campus Open to Students	7:00 a.m.
First Bell	8:10 a.m.
Student School Hours	8:15 a.m. to 2:34
p.m. Modified Days	8:15 a.m. to 1:30
p.m.	

INSURANCE

The Santa Ana Unified School District **does not carry student insurance** on students for accidents occurring on campus. Information about purchasing insurance will be available during the first few weeks of school. If you have no other medical insurance, it is suggested that you consider purchasing accident insurance. It is inexpensive and available through many insurance companies in the community. Thus, parents need not wait until it is offered at school to purchase a plan.

STUDENT IDENTIFICATION CARDS

At the beginning of each school year, students will have their pictures taken for their McFadden ID cards. Students are expected to carry their school ID cards with them at all times.

McFADDEN DRESS CODE/UNIFORM POLICY: Per SAUSD BP/AR 5132.5 and (a)

Every student is expected to wear a school uniform every day. Our school colors are red, white, navy blue and black. The McFadden Intermediate School uniform consists of:

BOTTOMS

*Red, White, Black, Navy Blue
Pants, shorts & skirts
***NO jeans**

***NO sweatpants**

***NO leggings/tights**

TOPS

*Red, White, Black, or Navy Blue
POLO SHIRT with collar and sleeves
*Solid colors

*McFadden Spirit wear is allowed on any day.

OUTERWEAR

*Red, White, Black, Navy Blue
*Jackets, Sweaters, Sweatshirts or Vests

*Solid colors or McFadden Spirit wear worn OVER the polo shirt

The primary standards for student dress and grooming are to be neat and clean while at school. Students' clothing and personal hygiene must not cause a distraction to school activities, create a hazard to the safety of others, and/or invade the rights of others. Our aim, again, is to support an academic environment, allow for school pride and spirit, and permit some individuality for all students. It is our belief that incorporating school colors will give students more freedom than they had in elementary school while maintaining a uniformity that will be more conducive to learning. Uniforms will be monitored at front gate before school and first part of period one. **Parents, of students not in uniform compliance, will be notified to come to school to provide proper uniform.**

DRESS CODE DETAILS

The only logo allowed on any clothing is the McFadden logo.

No oversized shirts or pants for boys.

Shorts, skorts, skirts must reach mid-thigh.

Undergarments should be covered at all times.

No stretchy, tight fitting pants, skirts, shorts, and/or skorts (including leggings & sweatpants).

Students may not use rubber bands or any other item to tie up their pants or their shirts.

P.E. uniforms are worn only during PE classes.

Pants should be the proper length and should be hemmed appropriately.

Hooded garments are permitted but students must keep the hoods down.

Visible jewelry is limited to small watches, rings, necklaces, and bracelets; earrings should be a small stud or a hoop no larger than a dime. Wallet chains, and/or spiked and sharp jewelry are not allowed.

All guidelines are subject to school personnel interpretation.

COLLEGE WEDNESDAYS

Every Wednesday, students and staff are encouraged to wear a shirt or outerwear with their favorite college or university name or logo on it. College shirts do not have to have a collar, but boys must tuck them in. Uniform bottoms must still be worn. Students are not permitted to wear shirts representing professional sports teams or jerseys that do not have the name or logo of a college or university.

SPIRIT FRIDAYS

Show your Scottie spirit! On Fridays, students and staff are encouraged to wear any clothing that demonstrates McFadden spirit. This may include McFadden logo shirts, or shirts related to McFadden activities such as music, dance, Academic Pentathlon, sporting events, or any other organizations in which our students participate.



SPIRIT DAYS

Periodically, Student Council sponsors special Spirit Days such as Twin Day, Hawaiian Day, Crazy Fashion Day, etc. These days are advertised on the school marquee inside the Quad. Students who choose not to dress for the Spirit Day theme must wear the school uniform.

GUIDELINES FOR FREE DRESS DAYS

From time to time, students can earn a free dress or Success Club coupon that can be used on a one-time basis. Students must adhere to the following guidelines:

Students may wear jeans

Shoulders must remain covered

Boys must wear shirts tucked in

Students must carry their Free Dress Pass with them on the day they use it

No plain white T-shirts at any time.

Students who do not follow these guidelines will not be allowed to participate in future free dress days.

3.0 General Guidelines for School Attire (Based on BP/AR 5132.5):

1. Clothing must be free from tears, rips, holes, etc.
2. Clothing should not be oversized.
3. Pants must fit, cannot be oversized, and must be hemmed.
4. Socks will not be pulled up to meet bottom of shorts.
5. There should be no visible initials, insignias, pictures, or logos on clothing, except for school logos.
6. Shoes must be worn at all times and must be must be enclosed. Steel toes or western-type boots are not to be worn.
7. Colored or thick shoe laces, and black gloves are not permitted.
8. Bandanas, hair nets, and beanies are not permitted. Only those students, with the approval from the principal because of medical/religious purposes, may have an exception. Hoodies worn over the head may permitted outdoors during inclement weather.
9. Hats are not to be worn indoors. No baseball caps other than school issued ones will be permitted.
10. Visible jewelry is limited to small watches, rings, necklaces, and bracelets; earrings should be a small stud or a hoop no larger than a dime. Wallet chains, and/or spiked and sharp jewelry are not allowed.
11. Gang slogans and graffiti will not be allowed on backpacks or purses.
12. No shirts with gang, drug, graffiti or sexual connotations including OC or

SA in old English lettering.

13. Jerseys or shirts with team logos are not allowed.
14. No belt buckles with logos or initials (including anything related to weapons, drugs, or of a sexual nature) are allowed.
15. Hair shall be clean and neatly groomed. Hair may not be sprayed by any coloring that would drip when wet.

All guidelines are subject to school personnel interpretation.

ITEMS *NOT* ALLOWED ON CAMPUS

Students should only bring items to school that are required for their classes. The following items are ***NOT*** allowed at any time:

- **GUM**
- Lasers or game devices
- Permanent markers, **highlighters**, any other type of marker, or white-out
- **Skateboards or scooters (unless permission slip is in office)**
- Scissors, knives, any other type of cutting tool, or other dangerous objects
- Toys (such as *Tech Decks*, stuffed animals, trading cards, balloons & etc.)
- Graffiti on clothing, **backpack**, Agenda, notebook, or other personal property
- Aerosol cans (such as AXE), spray bottles or glass containers of any type
- Balloons, food and/or other items with which to celebrate a person's birthday

If a student brings one of these items without written approval from the principal, the item will be confiscated. A parent meeting with an administrator is required in order to retrieve any confiscated item. *Items not retrieved by parents by the last day of each month will be donated to a charitable organization*. **The school is not responsible for the safekeeping of any prohibited items.**

AVID AT A GLANCE

for Parents & Families

What is AVID?

AVID, Advancement Via Individual Determination, helps schools and teachers make learning more meaningful and engaging. Research tells us that the most powerful influence on academic achievement is a caring teacher. When students care and connect to both their learning and their teacher, they will succeed!

AVID SCHOOLWIDE

AVID is schoolwide when a strong AVID system transforms the Instruction, Systems, Leadership, and Culture of a school, ensuring college readiness for all AVID Elective students and improved academic performance for all students based on increased opportunities.

- **Instruction:** Entire instructional staff utilizes AVID strategies, other best instructional practices, and 21st century tools to ensure college readiness for AVID Elective students and improved academic performance for all students.
- **Systems:** Systems are in place that support governance, curriculum and instruction, data collection and analysis, professional learning, and student and parent outreach to ensure college readiness for AVID Elective students and improved academic performance for all students.
- **Leadership:** School leadership sets the vision and tone to promote college readiness and high expectations for all students in the school.
- **Culture:** School's beliefs and behaviors which reflect and demonstrate an increase in the number of students meeting college readiness requirements.

AVID for Elementary Schools

Putting future leaders on an early path to success in school

AVID Elementary engages young learners and provides them with the critical skills to become confident, independent thinkers who have a thirst for learning. Teachers use AVID strategies to provide students with:

- ☑ Proven ways to succeed in school
- ☑ **W**riting to learn, **I**nquiry, **C**ollaboration, **O**rganization, and **R**eading to learn
- ☑ Note-taking and time management skills
- ☑ Best ways to work together inside and outside of the classroom

AVID for Middle and High Schools

Moving future leaders toward college success and beyond

AVID's teaching strategies and curriculum build positive teacher-student relationships to ensure student success schoolwide. AVID Elective students:

- ☑ Enroll in advanced courses (AP®)
- ☑ Receive academic instruction and tutorial support
- ☑ Strengthen their writing skills
- ☑ Improve study and organization skills
- ☑ Gain "college knowledge"
- ☑ Visit colleges and explore careers

ATTENDANCE

BE ON TIME, EVERY DAY, TO EVERY CLASS, READY TO LEARN!

Good attendance is mandatory for school success. The District does not give permission for students to be absent unless the reason is listed below. After an absence, each student must bring a note to the Attendance Office stating the reason for the absence. The note must include a current telephone number and must be *written and signed* in ink by the parent/guardian. This note is due the day the student returns to school. Students who fail to bring a note from their parent/guardian will be subject to detention and/or Friday School. Students are to report to the Attendance Office between 7:30 - 8:15 a.m. to get their Re-Admit Slips on the day they return to school.

Students who have perfect attendance for an entire month will be given a Free Dress coupon to use on the frst day of the next month.

All students are required to be in school every day unless:

The student is very sick (a doctor's note may be required).

The student has a funeral in his/her immediate family.

The student has a doctor's permission to be out of school.

The student has a court appointment.

The following measures will be taken if a student has too many absences:

Parents will be required to attend a conference at the school with the counselor, assistant principal and/or other personnel.

Parents will be required to meet with the district attorney (if the problem continues).

The student and his/her parent/guardian will be required to attend a Student Attendance Review Board (SARB) hearing.

The student and his/her parent/guardian may be cited and required to appear in court. The court process may result in monetary penalties.

Please call the Attendance Office at (714) 479-4021
As soon as you know that your child will be absent.

Please also note:

After a student is absent three consecutive days, the student may be required to bring a doctor's note. Absences for reasons other than those listed above are considered unexcused.

Teachers are not obliged to accept work from students with unexcused absences.

Unexcused absences may lower a student's grades and may even result in having to repeat the same grade!

TARDIES

Students are expected to be in their seats ready to work when the tardy bell rings. **A tardy to school in the morning will result in an automatic 30 - minute detention after school the day of the tardy.** Habitual tardiness will lead to disciplinary action. If a student is detained by a staff member, the student must obtain a written pass from that staff member.

PROMOTION AND RETENTION CRITERIA

In order to earn a promotion to the next grade, students must pass their semester classes with an academic grade of an A, B, C, or D. Students who receive failing grades and/or fail to make adequate progress on District Benchmark exams will be considered for remediation and, possibly, retention. Good citizenship and classroom behavior are critical to success in school and students should work hard to earn an Outstanding or Satisfactory mark. In addition, all 8th grade students must pass the U.S. Constitution Test in their social studies classes.

If a student receives multiple "F"s and/or the student fails to make adequate progress on District Benchmark exams, a Board of Review meeting will be held to determine whether the student will be required to attend a summer intervention program, repeat the current grade level, or receive an irregular promotion to the next grade level.

All 8th graders who meet promotion criteria will earn the privilege to participate in our end of the year award ceremony. For details, visit http://www.sausd.us/mcfadden.

PROGRESS REPORTS AND REPORT CARDS

The school year at McFadden Intermediate School is divided into two semesters. Students will receive a progress report at six weeks and twelve weeks, followed by a report card at the end of each semester. Thus, progress reports and report cards are mailed home 6 times per year. If students or parents have not received progress reports or report cards generally within two weeks of the following dates, the counselor should be contacted.

Progress reports provide parents with information about their child's performance during each grading period. Parents are encouraged to assist students having difficulties in their classes so that performance improves prior to the final grades. Appointments with teachers and/or counselors are encouraged when performance expectations are not met.

PARENT CONFERENCES

It is critical that parents attend parent conferences when requested. Parents are invited to contact the school to schedule a teacher conference whenever they feel it is necessary.

A MILLION WORDS!!!

The State of California has set the standard for all California students to be able to read ONE MILLION words each year, all on their own! This is 1,000,000 words PER YEAR! Although it sounds like a lot of words, and it is, it really is quite manageable. For instance, if you have read four Harry Potter books, you are half-way there, because you would have read approximately 500,000 words. Here's an easy way to break it down:

1,000,000 words per year = 100,000 words per month you are in school

100,000 words per month = 25,000 words per week…that's 2 novels per month

25,000 words per week = 5,000 words per day…that's 15 – 20 pages per day (250 – 300 words per page)

So, if you read at least thirty minutes per day, and read about twenty to thirty pages each day for five days in a week, you will reach your goal! Document all the reading you do each day in your agenda. List the types of reading you do….fiction, nonfiction, magazine articles, newspaper articles, etc. Write two or three sentences that summarize what you read that day. Celebrate your accomplishments. You can do it! You CAN read 1,000,000 words this year! To help McFadden students achieve this goal, you will have the opportunity to participate in the reading incentive program "Reading Counts." Your English Language Arts teacher will give you more information about this exciting program.

LIBRARY

The library is open daily. Students may use the library for studying, reading, and research. A student attending the library during class must obtain a pass from his/her teacher to be permitted access to the library. Students who do not return their library books on time will be fined. All fines must be paid within a reasonable time. Eighth graders who owe fines will not be permitted to participate in end of the year activities until they have paid their fines.

TEXTBOOKS and MOBILE DEVICES

Textbooks are provided free of charge and students are expected to keep them in good condition during the year. Students are required to cover their books with a durable cover. Students will be required to replace textbooks at their personal expense should they become lost or damaged. Eighth graders who have not returned all of their textbooks will not be permitted to participate in end of the year activities until they have resolved any textbook issues.

IPad Standards for Students

IPads are school supplies (like textbooks) that come to school each day, charged and ready.

IPads are inside backpacks unless directed by a teacher.

Cameras are only used at school when directed by a teacher.

AirDrop is off at all times.

iPads are:

"Away" in backpacks, "Face Down" flat on desks, "Face Up" flat on desks, to be used "In Hand" to be used

Students may not add Apps, iTunes accounts or personal Apple ID’s to school iPads.

RECOGNITION PROGRAMS AT McFADDEN INTERMEDIATE SCHOOL

The McFadden Intermediate School staff looks forward to recognizing the outstanding achievements of all students. Some of the ways in which a student may be recognized include:

"**O" Club**: The "O" Club recognizes those students who earn Outstanding citizenship marks in every class on their report cards. "The "O" Club changes each semester as new grades are made available. Students in the "O" Club receive a Citizenship Card that entitles them to be first in any lines such as the food lines during lunch and nutrition or purchasing dance tickets.

Success Club: Any student who earns all A's, B's, C's, S's, and O's each semester become members of the Success Club. Success Club members receive Success Club Rewards coupons giving them special privileges.

125+ Club: Those students, who achieved a total of 125 or more correct answers on the California Standards English Language Arts and Math tests combined, will receive a special card entitling them to have free dress every Friday for the entire school year, plus rewards coupons giving them special privileges.

A.P. Scots: Any student who earns Proficient and Advanced in California Standards English Language Arts and Math tests. Students will receive a special card entitling them to have free dress every Friday for the entire school year.

Scots Go Creen: Any student who earns Proficient in California Standards English Language Arts and Math tests. Students will receive a coupon entitling them to have free dress one Friday a month for entire school year.

10+ Club: Those students who answer a minimum of 10 more correct answers on either the English Language Arts section and/or the Math section of the California Standards Test (CST) become members of the 10+ Club. As such, they will receive a special bracelet for their achievement and be invited to attend a special ceremony in their honor.

Student of the Semester: Each semester, each staff member selects one student that they feel is deserving of a special recognition. A ceremony is held where students are honored and certificates presented.

McFadden Honor Roll: There are three levels of Honor Roll

awards. Students earning a 3.0 – 3.49 grade point average (GPA) each semester receive the Bronze award; students earning a 3.5 –
3.99 GPA receive the Silver award; students earning a 4.0 GPA receive the Gold award. These students receive a certificate at a special assembly.

BICYCLE SAFETY

Bicycles must be locked in the bicycle racks adjacent to the cafeteria. Students are expected to follow all traffic rules while riding bikes to and from school. Bicycles are never to be ridden on campus. This includes properly wearing a safety helmet. Students who fail to do so will have their bicycles confiscated until their parent meets with an administrator.

SAFETY TO/FROM SCHOOL

Students are expected to follow all laws and school rules while traveling to and from school. This includes walking in the crosswalk and wearing their school uniform. Parents are to drop students off **only** in the McFadden parking lot on Raitt Street.

CELL PHONE/TELEPHONE USE

Cell phones are permitted but ***they must be silenced at all times while the student is on campus***. Students are NOT permitted to send text messages during school hours, or use their phone to take pictures or record videos. Improper use of cell phones will result in the confiscation of the cell phone until such a time as the parent meets with an administrator and could result in disciplinary action.

Parents are not to call their child on their cell phone during school hours. School telephones may be used in emergencies under staff supervision. Only emergency messages approved by an administrator will be delivered to students. Please call (714) 479-4000 in case of an emergency and request that a message be delivered to your child.

LOST AND FOUND

Lost and found is located in the Student Service Office (room 44). Items such as purses, wallets, watches, money, books, notebooks, and articles of clothing which do not belong to you should be turned in to the office. Students who have lost personal property should check to find out if their missing items have been turned in. Items not claimed by the end of each month will be donated to a charitable organization or discarded. McFadden Intermediate School is not responsible for any items confiscated, that are damaged, stolen, and/or lost.

EXPECTATIONS FOR STUDENT CONDUCT

At the beginning of each term, all students will attend an orientation assembly. During this time all rules, procedures and expectations pertaining to McFadden Intermediate School and the Santa Ana Unified School District will be explained thoroughly. It is the student's responsibility to become familiar with, and follow, all school rules while walking to/from school, while on campus, and while in class.

All students at McFadden Intermediate School are expected to behave in a respectful, reasonable manner at all times. To help them do this, students are expected to:

Obey **ALL** McFadden Intermediate School staff members.

Be On Time, Every Day, To Every Class, Ready to Learn.

Treat all people with respect.

Be prepared for class by having the required school supplies.

Act appropriately at all times.

Comply with the discipline standards set forth by the school and the Santa Ana Unified School District.

Refrain from acts that interfere with the safe, orderly operation of the school.

Refrain from any type of harassment of other students or staff members.

Respect the property of others and of the school.

In addition, any physical or verbal action that makes another person feel uncomfortable and unsafe can be considered bullying and/or harassment. Therefore, treat everyone with respect and consideration and you will not have any problems. Students who misbehave will be referred to an administrator for disciplinary action.

OFFICE REFERRALS

Students may be referred by a McFadden Intermediate School staff member to the Student Services Center for the following behavior problems:

Continuous classroom disruptions after Teacher have documented parent contact and previous interventions.

Creating an unsafe learning environment and/or throwing objects.

Open defiance, disrespect, and/or insubordination.

Truancies, excessive tardiness and/or absences.

Fighting, bullying, cyber bullying, threatening behavior and/or intimidation.

Profanity, vulgarity, or committing an obscene act.

Possession of illegal and/or dangerous items.

Theft or receiving stolen items.

Repeated dress code violations.

If a student chooses not to follow these expectations and/or is referred to the office, the following consequences may occur:

Verbal warning

Sent to “Cool Off” classroom

Student requested to practice the expectation

Parent contact (parent may be required by the teacher to attend class).

Referral to counselor and/or assistant principal.

Detention during Nutrition, Lunch or after school.

Friday School Program (3 hours)

Behavior Management Plan.

Suspension from class (if a teacher suspends, district policy must be followed).

Suspension from school.

Involuntary transfer to another school.

Recommendation for expulsion from the Santa Ana Unified School District.

Referral to the Santa Ana Unified School District and/or Santa Ana Police Departments.

SUSPENSION AND EXPULSION

The principal or principal designee has the right to suspend a student for up to five days. If a student must be suspended, an administrator will notify parents. A copy of the suspension notice will be sent home to parents. The student will serve the suspension at the Achievement Reinforcement Center (ARC) or at home. The principal also has the right to recommend that a student be expelled. If this situation occurs, a hearing will be held before an administrative panel with the panel's recommendation forwarded to the Santa Ana Unified School District Board of Education. The following acts occurring while the student is under the jurisdiction of the school may lead to suspension and/or expulsion:

Causing, attempting, or threatening to cause physical injury.

Offering, possession or use of, under the influence of, arranging or negotiating to sell drugs, alcohol, or look-alike drugs and alcohol.

Committing or attempting to commit robbery or extortion.

Causing or attempting to cause damage to school or private property (i.e. tagging, graffiti, and/or vandalism).

Stealing or receiving (knowingly or unknowingly) stolen property.

Using, possessing, selling, or furnishing a weapon, explosives or any other dangerous object or their facsimile.

Using or possessing tobacco or tobacco products.

Committing an obscene act or engaging in profanity or vulgarity.

Using, possessing, offering, or arranging to sell drug paraphernalia.

Disrupting school activities or willfully defying authority.

Engaging in sexual harassment.

Harassing, bullying, or threatening (electronically or otherwise) staff or other students.

STUDENT ACTIVITIES

McFadden Intermediate School is pleased to offer a variety of fun, engaging activities to our students. Students are encouraged to get involved with one of the campus clubs and/or be involved in athletics. Research supports that students who are involved in extra-curricular activities have a higher degree of success in school than those students who don't, so join a club, go out for a team, and get involved!

ATHLETICS

McFadden is thrilled to offer students the opportunity to participate in an intramural sports program. Teams practice under the supervision of a qualified coach and compete against one another in games and tournaments organized by the team's coach. Each year, students may join the sports teams listed below:

Cross Country	Boys' Basketball	Girls' Volleyball
Flag Football	Boys' Soccer	Softball
Girls' Basketball	Track & Field	Girls' Soccer
Co-ed Street Hockey	Co-ed Roller Hockey	Boys' Volleyball

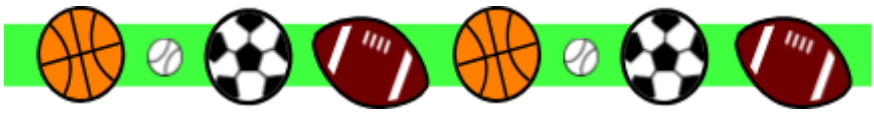

Engage 360

The Engage 360 Program serves over 100 students at McFadden Intermediate School. The Engage 360 program offers homework assistance, academic enrichment, arts and crafts, life skills, college preparation, character building, sports, games and theme-based projects. Staff members create a safe and fun learning environment to enhance each student's academic performance and social skills. The program operates every school day from the completion of classes until 5:45 p.m. Nutritious snacks are provided daily to all registered students. Parents should make arrangements to pick up or have their student picked up promptly at 5:45 p.m. If a parent is more than 15 minutes late picking up his/her child, the student may be dropped from the program.

Contact Engage 360 at 657-383-3278 or e-mail JenniferLuisChavez@sausd.us

FOOD SERVICES

Applications to determine eligibility for free/reduced breakfast and lunch are available at the beginning of the school year. All students are expected to complete and return their lunch application to the Front Office no later than August 31, 2013. Families that qualify for free and reduce meals can receive two meals from below. McFadden Intermediate School is proud to offer the following food services to students:

Breakfast: Served from 7:30 a.m. to 8:00 a.m. every day. Students may purchase breakfast items or use their school ID numbers if they qualify for free or reduced lunch.

Nutrition: Students who do not eat breakfast before school may do so at Nutrition. Snack items and drinks are for sale during this time each day. In addition, students may bring a snack from home.

Lunch: Students may bring their lunch to school or purchase lunch from the school cafeteria. No food will be sold five minutes before lunch ends.

Students are expected to eat in the designated area only. No food is permitted outside of this area. Students are expected to dispose of their trash into the trashcans provided. All drinks and food items (opened and unopened) must be thrown away in the trashcans before going to class**. No** food items are allowed on the basketball courts or in the classrooms.

PARENT INVOLVEMENT POLICY

McFadden strives to achieve the highest quality of parent involvement through effective communication and structured partnerships. Student success is a collaborative effort between the home and school. Therefore, the following is promoted throughout the school year to promote parent involvement in student learning.

Objective #1: Parents play an integral role in assisting student learning.

Student success is a collaborative effort between the home and school. Therefore, the following is promoted throughout the school year to promote parent involvement in student learning:

1. Parent meetings include training and ideas on how parents can assist their children with reading at home
2. Scholastic Reading Counts progress reports to parents
3. Parent literacy classes that provide parents strategies to help their children with reading
4. Progress reports and achievement data distributed to parents in a timely and consistent manner
5. Parent/Student/Teacher conferences to address student progress and provide suggestions for assistance
6. AM and PM tutoring is available for students in need of reading assistance
7. ST Math program "Jiji" for use at home provides parents with immediate feedback and additional practice for their child
8. Parenting math classes that provide parents with strategies to help their children with mathematics.

Objective #2: Parenting skills are promoted and supported.

McFadden Intermediate provides materials and training to help all parent groups' work with their children to improve student achievement and build their capacity for involvement and leadership:

1. Four (4) Parent/Student orientation meetings are held during registration before the start of the school year
2. One full-time Community and Family Outreach Liaison to monitor student attendance
3. The Edulink message systems provide timely notifications to parents in multiple languages
4. McFadden classified staff support teacher by making parent contacts via phone call
5. Aeries Parent Portal provides parents with attendance and grading information for their child
6. Parent/Student/Rights and Responsibilities handbooks are distributed at the start of the school year
7. The McFadden Health Office is staffed with one nurse 2-3 times per week and one full-time Licensed Vocational Nurse (LVN).
8. The Run Strong Club teaches students about healthy living through diet and exercise

9. McFadden student agendas detail expectations of McFadden students
10. The Saturday Attendance Recovery program and Friday School allow student to make up absences and reflect on their behavior.

Objective #3: Parents are welcome and encouraged to take part in school activities.

Student success is promoted through the parent's active engagement and meaningful interactions with the following school activities:

1. Parents are invited to monthly parent meetings on a variety of relevant topics
2. Parents are encouraged to participate in School Site Council (SSC) and English Language Advisory Committee (ELAC)
3. Back to School Night and Open House allow the parents and community members to observe McFadden programs
4. Community and Family Liaison works closely with McFadden families to build support networks
5. Blackboard message systems are used to inform parents of upcoming activities and events
6. McFadden parents are surveyed annually on how to best meet the needs of the students, families, and community
7. Student recognition assemblies allow families to celebrate and support student achievement
8. Student performances (music, choir, and theater), academic fairs, and sporting events allow families to share in student interests
9. Provide open communication with parents and community
10. Provide day care so parents can attend parent meetings.

Objective #4: Parents are partners in school decisions and advocacy.

The process of building capacity for parent engagement, involvement and leadership is initiated at our parent and student orientations and at our Annual Title One meeting at the beginning of the academic school year. Through these venues and at our quarterly parent meetings, **parents are provided with timely information about Title I and categorical programs and** are encouraged to actively participate in the following committees. **McFadden will provide support for parental involvement activities requested by parents through the following committees:**

1. McFadden's School Accountability Report Card is posted on the school website
2. Student Achievement Data (CST, ELPAC, and MAP) is reported and explained at monthly parent meetings, ELAC, and SSC
3. Student achievement data review is part of all parent conferences
4. Benchmark exam reports are sent home with students for parent review.

*Our School Site Council has approved the purchase of the first student agenda for all students. If it is lost it will cost $5 to replace.

*McFadden Intermediate School Parent Involvement Plan/Plan de Participación de Padres. Approved by School Site Council on 03.27.20

Tabla de Contenido

Directorio Telefónico 35
La Promesa McFadden… 36
Bienvenidos 38
Declaración de nuestra MISIÓN 38
Horario Escolar 38
Seguro 38
Tarjetas de Identificación para los Alumnos 39
McFadden y el Código de Vestir/Reglas del Uso del Uniforme 40
Detalles del Código de Vestir 41
Miércoles de Orgullo Universitario
Viernes de Orgullo Scot 41
Dias de Orgullo… 42
Artículos que Están Prohibidos 43
Útiles Escolares Obligatorios
Asistencia 44
Tardanzas 45
Criterios de Promoción y Retención… 46
Boletas de Calificaciones y Reportes de Progreso 46
Conferencias con Padres de Familia 46
Programa Académico… 47
Mi Horario de Clases 47
Exámenes 47
¡Un millón de Palabras! 48
Biblioteca 48
Libros 48
Programas de Reconocimiento de la Escuela McFadden… 49
Seguridad al Manejar la Bicicleta 51
Seguridad al Ir y al Regresar de la Escuela 51
Normas para el uso de Teléfonos y de Celulares Artículos 51
Extraviados y Encontrados 51
Reglas Escolares 52
Código de Conducta en la Escuela 52
Remisiones a la Dirección 52
Suspensión y Expulsión… 54
Actividades Estudiantiles 56
Atletismo 56
Programa de después de escuela Engage 56
Servicios de Alimentos 57
Normas de Participación de los Padres 58

ESCUELA INTERMEDIA McFADDEN
Directorio Telefónico

Oficina

Director	Ignacio A. Muñiz	(714) 479-4000
Gerente de Oficina	Ariana Hernandez	(714) 479-4013
Oficina de Asistencia	Claudia Arroyo	(714) 479-4021
Enfermería	Nohemi Amador	(714) 479-4030
Oficina de Matriculacion	Eva Serrato	(714) 479-4012
Psicóloga		(714) 479-4036
Biblioteca	Erika Pereyra	(714) 479-4027

Centro de Servicios de Estudiantil

Directora de Aprendizaje	Sandra Escalante-Palmer	(714) 479-4022
Sub-Director	Patrick Healy	(714) 479-4022
Oficina de Disciplina	Jose Flores	(714) 479-4022
Consejera	Adrian Rios	(714) 479-4017
Consejera	Dany Onofre	(714) 479-4018

¡Recuerde! Cuando le llamen de la Escuela o usted llame a la Escuela, pida el nombre de la persona que le atiende.

En la Escuela Intermedia McFadden nos complace reunirnos con los padres de familia cuando se necesite.
Sin embargo, es importante que los padres se comuniquen por teléfono para hacer una cita y asegurarse que la persona con la que necesitan reunirse esté disponible.

LA PROMESA DE McFADDEN

Sabemos que el aprendizaje tiene lugar sólo cuando existe una combinación de esfuerzo, interés y motivación por parte del estudiante, los maestros, los padres y la escuela. Como todos tenemos el compromiso de su aprovechamiento escolar, vamos a trabajar juntos para fomentar su éxito educativo. Por esta razón, damos saber que:

Como alumno (o alumna) prometo:

- Llegar a clase todos los días a tiempo y ¡listos para aprender!
- Utilizar mi agenda y traer los útiles necesarios para mis clases todos los días.
- Platicar con mis padres sobre lo que estoy aprendiendo en las escuela.
- Obedecer el Código de Conducta, vestuario y las reglas para ir al baño de los alumnos de McFadden.
- Hacer preguntas a mis maestros/as cuando no entienda algo.
- Leer por lo menos dos libros por mes.
- Hacer mis tareas y estudiar en la escuela y en la casa.
- Hacer, siempre, lo mejor que puedo.
- Respetar la escuela y mantenerla limpia.

Como papá (o mamá) prometo:

- Asegurarme que mi estudiante llegue a tiempo todos los días y ¡listo para aprender!
- Asegurar que mi estudiante utilice su agenda y que traiga sus útiles escolares todos los días.
- Proporcionarle a mi estudiante tiempo en silencio para sus estudios en casa, fomentar los buenos hábitos de estudio y revisar su agenda todos los dias.
- Apoyar el Código de Conducta y Vestuario de los alumnos de McFadden.
- Fomentar la lectura en mi estudiante, motivándolo a que lea dos libros al mes.
- Comunicarme y cooperar con los maestros ayudando a mi hijo/a a recibir la mejor experiencia educativa posible.
- Apoyar el desarrollo académico de mi estudiante asistiendo a las reuniones escolares y actividades de padres de familia.
- Hablar diariamente con mi hijo/a sobre sus estudios y experiencias en sus clases.

Firma del alumno/a

Como profesor (o profesora) prometo:

- Inculcar a mis estudiantes la importancia de ser puntual y llegar a la clase a tiempo todos los días ¡listos para aprender!
- Ofrecer un plan de estudios e instrucción de alta calidad, basado en los estándares de California.
- Ser el líder académico de mis estudiantes proporcionándoles y motivándoles con experiencias interesantes para el aprendizaje.
- Informar a padres e hijos/as lo que espero de mis estudiantes, las metas de instrucción, mi sistema de calificación y cómo conseguirlo.
- Enseñar a mis estudiantes el Código de Conducta y de Vestuario de McFadden.
- Comunicarme, cooperar y mantener informados a cada uno de los padres de mis estudiantes, para asegurar la mejor educación posible de sus hijos.
- Investigar cuáles técnicas y materiales de trabajo mejor ayudan al desarrollo académico de mis estudiantes.

Firma del papá, mamá o tutor legal

Como director/a prometo:

Enfatizar la importancia de ser puntual y llegar a clase todos los días ¡listos para aprender!

Crear un medio ambiente que refleje que todos los alumnos y padres son bienvenidos en la escuela.

Informar a los alumnos y los padres de la misión y las metas de la escuela.

Asegurarme de que la escuela ofrezca un ambiente seguro y limpio para todos los estudiantes y empleados.

Como líder, fomentar y apoyar el uso de estrategias efectivas y el uso de datos actuales de los estudiantes que nos permita proporcionar las bases necesarias para el desarrollo académico de los estudiantes

Ofrecer oportunidades de talleres de entrenamiento para los maestros y los padres de familia.

Crear el ambiente apropiado para que las relaciones entre padres, escuela y estudiantes se fortalezcan.

Informar a los padres de problemas académicos, asistencia o comportamiento de sus estudiantes.

Firma del Profesor/a

Firma del Director/a

BIENVENIDOS

Bienvenidos a la Escuela Intermedia McFadden, ¡El Hogar de los Scots! Nos complace tenerlos con nosotros, y estamos ávidos de ayudarles a que maduren académicamente y como individuos. Esta agenda ha sido preparada para TÍ, ¡el estudiante de McFadden! La Agenda Estudiantil contiene información acerca del plan de estudios académicos, de las organizaciones escolares y de las reglas en general. Además, este manual te familiarizará a ti y a tus padres acerca de la disciplina y de las normas praa seguir en la Escuela Secundaria McFadden. Esta agenda, oficialmente, te hace participante de la Comunidad McFadden, la debes llevar con orgullo; te guiará a través de este año escolar.
Los estudiantes deberán traer su agenda a la escuela todos los días, deberán usarla en todas sus clases y deberán tenerla ordenada y limpia.

DECLARACIÓN DE NUESTRA MISIÓN

Los estudiantes de la Escuela Intermedia Mcfadden mejorarán su rendimiento en los Exámenes de los Estándares de California en el 2013. Cada estudiante desarrollará un sentido de responsabilidad, compromiso y abilidades necesarias para lograr comunicarse eficazmente y poder llegar a contribuir como miembro de su comunidad. Además, la comunidad de la Escuela Intermedia McFadden trabajará para conseguir:

Aumentar, en cada nivel, el número de estudiantes que son competentes o avanzados en matemáticas y lenguaje.

Aumentar el número de estudiantes que cumplan los requisitos de reclasificación de LEP (dominio limitado del inglés) a FEP (dominio total del inglés).

Aumentar el número de estudiantes del octavo grado que estén listos para tomar algebra I.

HORARIO ESCOLAR

Horario de Oficina	7:30 a.m. a 4:30 p.m.
La Escuela se abre	7:00 a.m.
Primera Campana	8:10 a.m.
Horario Escolar	8:15 a.m. a 2:34 p.m.
Días Modificados	8:15 a.m. a 1:30 p.m.

SEGURO

El Distrito Escolar Unificado de Santa Ana **no ofrece seguro estudiantil** para accidentes que ocurran en la escuela. Durante los primeros días de clase se ofrecerá información de cómo adquirir un seguro. Si no tienen cobertura médica, se les recomienda que consideren adquirir un seguro contra accidentes. No es caro y lo ofrecen muchas compañías comunitarias. Nuestra enfermera puede asistirle en encontrar un plan de seguro contra accidentes a un precio razonable.

TARJETAS DE IDENTIFICACIÓN PARA LOS ALUMNOS

Al inicio del año escolar se tomará fotos a los estudiantes para su tarjeta de identificación de la Escuela Intermedia McFadden. Los estudiantes deberán llevar consigo esta tarjeta en todo momento.

CÓDIGO DE VESTIR DE LA ESCUELA MCFADDEN: REGLAS DEL USO DEL UNIFORME

Todos los estudiantes deberán usar uniforme todos los días. Los colores de nuestra escuela son rojo, blanco, y negro. El uniforme de McFadden consiste en:

Rojo, Blanco, Negro, Azul Marino
Faldas, pantalones largos o cortos
NO pantalones que resemblen mezclilla de ningún color
No pantalones o shorts estilo deportivos
No pantalones de estilo lycra

Rojo, Blanco, Negro, Azul Marino
CAMISA POLO con cuello y mangas largas o cortas de un solo color
Los niños deberán llevar las camisetas fajadas
La camiseta debajo de la camisa polo, deberá ser del mismo color de la camisa polo o blanca.

Rojo, Blanco, Negro, Azul Marino
Chaquetas, Suéteres, Sudaderas, Chalecos
De un solo color ENCIMA de la camisa polo

Lo más importante es que el alumno **debe** estar siempre limpio y ordenado. Su ropa e higiene no deberá ser causa de distracción, crear problemas de seguridad o interferir con los derechos de otros. Nuestra meta, una vez más, es la de crear un ambiente académico que fomente un espíritu de orgullo y permita que cada estudiante demuestre su individualidad. Creemos que con los diferentes colores del uniforme, estamos dando opciones a nuestros estudiantes, más de las que tuvieron en la escuela elemental, pero manteniendo una uniformidad que permita un ambiente favorable al aprendizaje. Uniformes serán supervisados por la puerta delantera antes de la escuela y la primera parte del período de un. Los padres, de los estudiantes que no cumplan uniforme, se les notificará a venir a la escuela para proporcionar uniforme adecuado.

DETALLES DEL CÓDIGO DE VESTIR

- El único logo que se permite es el de la Escuela McFadden.
- Los pantalones no deberán llevar ribetes de metal ni pueden ser de tela de mezclilla de ningún color.
- Camisas y pantalones deberán ser de la talla adecuada.
- Pantalones cortos y faldas deberán tocar la punta de los dedos del estudiante con los brazos estirados.
- Hebillas deberán ser pequeñas y sin diseño.
- No pantalones, faldas, shorts o falda-pantalones apretados (de tela "spandex")
- Prohibido usar ligas o cualquier material para ajustarse la camisa o pantalones.
- Uniformes de educación física se deberán usar sólo durante educación física.
- Los pantalones no deberán arrastrarse por el suelo/ni bajarlos debajo de la cintura.
- Capuchas están permitidas siempre y cuando no se las pongan.
- Joyería está limitada a relojes, anillos, collares y brazaletes. Estas joyas no deberán ser excesivas ni que distraigan la atención de los estudiantes. Aretes no serán mas grandes que una moneda de 0.10.
- Pantalones y pantalones cortos deben tener bolsillos funcionales.
- Todas las guías están sujetas a la interpretación personal de la escuela.

MIÉRCOLES DE ORGULLO UNIVERSITARIO

Todos los miércoles, estudiantes y personal escolar, podrán usar una camisa o chaqueta con el logo de su universidad favorita; esta camiseta no tiene que tener cuello (los niños deberán tenerla fajada) y deberán vestir los pantalones o las faldas del uniforme. No esta permitido usar camisetas con logos de equipos deportivos.

VIERNES DE ORGULLO "SCOT"

¡Muestra tu espíritu Scot! Los viernes nos gustaría que los estudiantes y el personal escolar se vistan con la camiseta-polo de McFadden. Esta prenda deberá llevar el logo de McFadden o de cualquier otro de los varios grupos de la escuela, como el de baile, música, Pentatlón Académico, grupos de atletismo, etc.

DIAS DE ORGULLO

Periódicamente, el consejo estudiantil patrocina días especiales de vestido, tales como día gemelo, día hawaiano, día de pelo loco, etc. Estos días se anuncian en el marquee interior de la escuela y siempre se llevan a cabo en viernes. Los estudiantes que eligen no vestir para el tema del día deben vestirse con el uniforme de la escuela.

GUIAS PARA DÍAS LIBRES DEL UNIFORME

De tiempo a tiempo, por parte del club del éxito los estudiantes pueden ganar un cupón para un día libre del uniforme que se pueda utilizar una sola vez. Los estudiantes deben adherirse a las siguientes guías:

- Los estudiantes pueden usar los pantalones de mezclilla
- Los hombros deben ser cubiertos
- Los niños deben usar las camisas fajadas en el pantalón
- No playeras blancas

Estudiantes que no siguan estas guías no se les permitirán participar en el futuro durante días libres de uniforme.

3.0 Pautas generales para el atuendo escolar (basado en BP / AR 5132.5):

1. La ropa debe estar libre de rasgaduras, rasgaduras, agujeros, etc.
2. La ropa no debe ser demasiado grande.
3. Los pantalones deben ajustarse, no pueden ser demasiado grandes y deben estar doblados.
4. Los calcetines no se levantarán para cubrir la parte inferior de los pantalones cortos.
5. No debe haber iniciales visibles, insignias, imágenes o logotipos en Ropa, excepto logotipos escolares.
6. Los zapatos se deben usar en todo momento y deben estar cerrados. Dedos de acero o no se deben usar botas de tipo occidental.
7. No se permiten cordones de zapatos de colores o gruesos, y guantes negros.
8. Bandanas, redes para el cabello y gorros no están permitidos. Sólo esos estudiantes, Con la aprobación del director por razones médicas / religiosas. Propósitos, puede tener una excepción. Sudaderas con capucha usadas sobre la cabeza pueden Permitido al aire libre durante las inclemencias del tiempo.
9. Los sombreros no se deben usar en interiores. No hay gorras de béisbol que no sean las de la escuela. Se permitirán unos.
10. La joyería visible se limita a pequeños relojes, anillos, collares y pulseras; los aretes deben ser un perno pequeño o un aro que no sea más grande que una moneda de diez centavos. Billetera Cadenas, y / o joyas puntiagudas y afiladas no están permitidas.
11. No se permitirán lemas de pandillas y grafiti en las mochilas o carteras.
12. No se permiten camisetas con pandillas, drogas, grafiti o connotaciones sexuales, incluyendo OC o SA en letras inglesas antiguas.
13. No se permiten camisetas o camisetas con logotipos del equipo.
14. Sin hebillas de cinturón con logotipos o iniciales (incluyendo cualquier cosa relacionada con Se permiten armas, drogas, o de naturaleza sexual).
15. El cabello debe estar limpio y bien arreglado. El cabello no puede ser rociado por ningún Coloración que gotearía al mojarse.

Todas las reglas son basadas respecto a la interpretaciond del personal escolar.

Sugerimos que los estudiantes NO usen protectores de plastico para organizar sus carpetas.

Todos los artículos, ya sean personales o de propiedad de la escuela, deberán estar ordenados y sin pintarrajear (graffiti) incluyendo la mochila.

ARTÍCULOS QUE NO ESTÁN PERMITIDOS EN LA ESCUELA

Los estudiantes solo deberán traer a la escuela los artículos requeridos para sus clases. Los siguientes artículos ***NO ESTÁN PERMITIDOS*** en la escuela por ninguna razón:

- **CHICLE**
- iPods, tocadores de musica MP3 o audifonos
- Marcadores permanentes/luminosos, cualquier otro tipo de marcadores o borradores líquidos (white-out)
- Patinetas o monopatines
- Chicle, dulces o semillas de girasol
- Tijeras, cuchillos, cualquier tipo de herramienta para cortar u otros objetos peligrosos
- Cámaras fotográficas, radios, grabadoras, señaladores de rayos láser, y/o material de juegos electrónicos etc..
- Ropa, mochila, agenda estudiantil, carpeta o cualquier artículo personal con graffiti
- Latas/botes de aerosol y envases de vidrio de cualquier tipo
- Globos y otros artículos con los cuales se quiera celebrar el cumpleaños de alguien

Si el alumno trae alguno de estos artículos sin la aprobación escrita por parte del director de la escuela, éste será confiscado. Se requiere de una junta con uno de los subdirectores y los padres del alumno(a) para entregar el artículo confiscado. *Los artículos que no sean reclamados por los padres el último día de cada mes, serán donados a una organización caritativa*. **La escuela no se hace responsable por articulos prohibidos que sean consfiscados y se extravien o pierdan en posecion de el personal escolar.**

ASISTENCIA

LLEGA A TIEMPO, TODOS LOS DÍAS ¡LISTO PARA APRENDER!

Buena asistencia es indispensable para tener éxito en la escuela. . El Distrito Escolar Unificado de Santa Ana no autoriza a que los alumnos estén ausentes de la escuela salvo que haya una razón como las enlistadas más adelante. Después de una ausencia, el alumno debe traer una nota a la Oficina de Asistencia indicando el motivo de la misma. La nota debe de incluir número telefónico actualizado y debe estar *escrita* en tinta *y firmada por el padre/tutor*, debiendo ser entregada en cuanto el alumno regrese a la escuela. Aquellos alumnos que no traigan la nota escrita por sus padres/tutores estarán sujetos a detención y/o serán asignados al Programa de Detención de los Viernes. El día que regresan a la escuela, los estudiantes podrán obtener la nota de re-admisión a sus clases en la Oficina de Asistencia entre 7:30 y 8:15 a.m.

Todos los alumnos deben asistir a clases diariamente, a menos que:

El alumno esté muy enfermo (se puede exigir una nota médica).

El alumno tenga permiso médico para faltar a clases.

El alumno tenga una cita en la corte/tribunal.

Si el alumno tiene demasiadas ausencias, las consecuencias son:

Los padres deberán asistir a una conferencia escolar con el consejero, subdirector y/o personal escolar.

Si el problema continúa, los padres deberán entrevistarse con el fiscal del condado.

El alumno y sus padres/tutores deberán presentarse a una audiencia con el Consejo de Revisión de Asistencia Estudiantil (*SARB*) en la oficina del Distrito.

El alumno y sus padres/tutores podrán ser citados a la corte. Este proceso puede ocasionar multas monetarias.

Por favor llame a la Oficina de Asistencia al 714-479-4021

Recuerde:

Después de que el alumno esté ausente por tres días consecutivos, se le exigirá presentar una nota médica. Ausencias debido a razones otras que las antes mencionadas, serán consideradas injustificadas.

Los maestros no están obligados a aceptar trabajos del alumno que haya tenido ausencias injustificadas.

Ausencias injustificadas pueden bajar las calificaciones del estudiante, incluso, el estudiante podría reprobar el año escolar (repetir el mismo grado).

TARDANZAS

Se espera que los estudiantes estén sentados y listos para trabajar cuando suena la segunda campana. Tardanzas resultarán automáticamente en detención de **30 minutos** después de escuela, el día de la tardanza. Las tardanzas habituales resultarán en acción disciplinaria. Si el estudiante es detenido por alguien del personal escolar, el alumno deberá obtener una justificación escrita por ese adulto.

CRITERIOS DE PROMOCIÓN Y RETENCIÓN

Para poder pasar al siguiente grado los estudiantes deben haber aprobado todas sus clases semestrales con calificaciones de A, B, C o D. Buena conducta es sumamente importante para tener éxito en la escuela; los estudiantes deben tratar de obtener conducta sobresaliente (**"O"** outstanding) o satisfactoria (**"S"** satisfactory). Además los alumnos del 8vo. Grado deberán aprobar la prueba de La Constitución en su clase de estudios sociales. Si el estudiante recibe multiple calificaciones de (F), el Consejo de Revisión se reunirá para determinar si él/ella tendrá que asistir a la escuela de verano, ser retenido/a en el mismo grado o si recibirá una promoción irregular.

Todos los estudiantes de 8vo grado que cumplen con los criterios de promoción ganarán el privilegio de participar en el final de la ceremonia de concesión del año. Para obtener más información, visite http://www.sausd.us/mcfadden.

BOLETAS DE CALIFICACIÓN / REPORTES DEL PROGRESO

El año escolar en McFadden está dividido en dos semestres. Cada semestre los estudiantes recibirán reportes del progreso al completar la sexta y doceava semanas, seguidas de la boleta de calificación al final del semestre. Estos reportes del progreso y las boletas de calificación son enviadas a su domicilio por correo seis veces al año. De no recibir el reporte de progreso o la boleta de calificación después de dos semanas de estas fechas, favor de contactar al consejero/a.

Abajo están las fechas aproximadas de cuando los maestros/as presentan las calificaciones:

Semestre I	**Semestre II**
September 20, 2020	February 21, 2021
November 1, 2020	April 17, 2021
Boleta de Calificación: December 19, 2020	Boleta de Calificación: May 28, 2021

Los reportes progresivos ofrecen a los padres información acerca del avance de sus hijos. Se espera que los padres ayuden a sus hijos/as si es tuvieran dificultad con sus clases para que puedan mejorar sus calificaciones, antes del reporte final. Se recomienda a los padres que hagan cita con los maestros/as y/o consejeros/as de sus hijos cuando éstos no estén cumpliendo con las expectativas del progreso académico.

CONFERENCIAS DE PADRES

Las juntas/conferencias de padres se llevarán a cabo en 7 de octubre, 2019. Sin embargo, en el momento que sea necesario se puede programar una junta individual del alumno con los maestros y los padres. Es sumamente importante que los padres asistan a estas juntas. De igual manera, invitamos a los padres de familia que llamen a la oficina para pedir una cita con los maestros/as de su hijo/a cuando lo encuentren necesario.

PROGRAMA ACADÉMICO

Los estudiantes de la Escuela Intermedia McFadden tendrán por lo menos siete períodos de instrucción, los cuales están enfocados en el Contenido de los Estándares de California.

MI HORARIO DE CLASE

PERÍODO	SALÓN	MATERIA	MAESTRO/A
1			
2			
3			
4			
5			
6			

EXÁMENES / PRUEBAS

Durante el año escolar, los estudiantes participarán en una variedad de pruebas. Pedimos a los padres y estudiantes que estén al tanto del nivel de su progreso y que cada prueba sea una oportunidad para esforzarse en obtener un rendimiento óptimo. Estas pruebas incluyen:

- Prueba de las Normas Estatales en California (CST)
- Prueba de Desarrollo del Idioma Inglés de California (CELDT)
- Evaluaciones de los Parámetros establecidos por el Distrito Escolar
- Prueba de Aptitud de Escritura
- Prueba de Aptitud de Lectura
- Pruebas de español (a algunos estudiantes)

Es sumamente importante que los estudiantes asistan a clase durante las fechas en que se administran estas pruebas. Los resultados de algunas de estas pruebas serán enviados por correo, directamente al domicilio del estudiante. Para otras pruebas, los resultados estarán disponibles para los estudiantes y padres tan pronto cuando estén disponibles para el personal escolar. Los resultados serán interpretados para los estudiantes y sus padres cuando lo soliciten. Estos resultados se usarán para varios propósitos, incluyendo oportunidades de participación en programas especiales.

¡UN MILLÓN DE PALABRAS!!!

El Estado de California ha determinado que el estándar para todos los estudiantes de California es de leer UN MILLÓN (1,000,000) DE PALABRAS ¡CADA AÑO! Aunque parezcan muchas palabras, y sí, lo son, **es posible hacerlo**. Por ejemplo, si has leído cuatro libros de Harry Potter, estás en la mitad del camino, porque has leído aproximadamente 500,000 palabras. Esta es una manera fácil de entenderlo mejor:

- 1,000,000 palabras por año = 100,000 palabras por cada mes que estás en la escuela
- 100,000 palabras por mes = 25,000 palabras por semana…lo que significa 2 novelas por mes
- 25,000 palabras por semana = 5,000 palabras por día…lo que significa 15 – 20 páginas por día (250 – 300 palabras por página)

Por lo tanto, si lees un mínimo de treinta minutos cada día, veinte a treinta páginas cada día, multiplicado por cinco días por semana, vas a alcanzar tu meta. Apunta lo que lees en tu agenda estudiantil. Haz una lista de la clase lectura que te gusta…ficción, real, revistas, periódicos, etc. Escribe un resumen en dos o tres oraciones de lo que lees cada día. Celebra tus logros. ¡Tú lo puedes hacer! ¡Puedes leer 1,000, 000 de palabras por año!

BIBLIOTECA

Los estudiantes pueden ir a la biblioteca a estudiar, leer, hacer trabajos de investigación. El alumno que vaya a la biblioteca durante las horas de clase deberá obtener un pase de su maestro/a a fin de que se le permita entrar a la biblioteca. Los alumnos que no regresen los libros a tiempo serán multados. Todas las multas se deben pagar dentro de un tiempo razonable. Los alumnos del 8vo grado no podrán participar de las actividades de fin de año si deben multas.

LIBROS DE TEXTO Y DISPOSITIVOS MÓVILES.

Los libros de texto se proporcionan de forma gratuita y se espera que los estudiantes los mantengan en buenas condiciones durante el año. Los estudiantes deben cubrir sus libros con una cubierta duradera. Los estudiantes deberán reemplazar los libros de texto a su costo personal en caso de que se pierdan o dañen. Los estudiantes de octavo grado que no hayan devuelto todos sus libros de texto no podrán participar en las actividades de fin de año hasta que hayan resuelto cualquier problema con los libros de texto.

Estándares de iPad para estudiantes

- Los iPads son útiles escolares (como libros de texto) que vienen a la escuela todos los días, cargados y listos.
- Los iPads están dentro de las mochilas, a menos que lo indique un maestro.
- Las cámaras solo se usan en la escuela cuando son dirigidas por un maestro.
- AirDrop está apagado en todo momento.
- Los iPads son:

"Ausente" en las mochilas, "boca abajo" plano en los escritorios, "boca arriba" plano en los escritorios, para ser utilizado

"En mano" para ser utilizado

- Los estudiantes no pueden agregar aplicaciones, cuentas de iTunes o ID de Apple personales a los iPad de la escuela.

PROGRAMAS DE RECONOCIMIENTO DE LA ESCUELA MCFADDEN

Los empleados de la Escuela Intermedia McFadden están siempre ansiosos de reconocer los logros de todos los estudiantes. Algunos de estos reconocimientos son:

"**O" Club**: El "O" Club reconoce semestralmente a los estudiantes que han obtenido en su boleta de calificación "Outstanding" en conducta en todas sus clases. Los estudiantes que pertenecen al "O" club reciben una tarjeta de Buena Conducta que les permite ser los primeros en la fila de la comida durante almuerzo y nutrición y también para comprar los boletos de los bailes.

Success Club: Los estudiantes que obtienen As, Bes, Ces, eSes y Os cada semestre serán participantes del "Success Club". Los participantes del "Success Club" reciben cupones "Scottie Rewards" que les ofrece privilegios especiales.

125+ Club: Los estudiantes, que alcanzaron un total de 125 o más respuestas correctas en los Estándares de California Artes del Lenguaje Inglés y matemáticas combinadas, recibirán una tarjeta especial que les da derecho a tener vestido libre todos los viernes durante todo el año escolar, además de cupones de recompensas dándoles especial privilegios.

AP Escoceses: Cualquier estudiante que gana Competente y Avanzado en Estándares de California Lengua y literatura en inglés y matemáticas. Los estudiantes recibirán una tarjeta especial que les da derecho a tener vestido libre todos los viernes durante todo el año escolar.

Escoceses Go Creen: Cualquier estudiante que gana Competente en Estándares de California Lengua y literatura en inglés y matemáticas. Los estudiantes recibirán un cupón que les da derecho a tener libre del vestido de un viernes al mes durante todo el año escolar.

10+ Club: Estudiantes que logran responder un mínimo de 10 respuestas correctas más que el año anterior, en la prueba de las Normas Estatales de California en Lenguaje o Matemáticas (CST), serán participantes del "10+ Club". Como tal, recibirán un brazalete especial de reconocimiento y serán invitados a atender una ceremonia especial en su honor.

Estudiante del Semestre: Cada semestre, cada empleado escolar seleccionará a un estudiante que por alguna razón creen que merezca ser reconocido. Estos estudiantes recibirán un certificado en una ceremonia.

Lista de Honor de McFadden: Hay tres niveles en los premios de la Lista de Honor. Estudiantes que obtienen un puntaje promedio de 3.0 – 3.49 (gpa) recibirán el premio de Bronce; estudiantes que obtienen un puntaje promedio de 3.5 – 3.99 (gpa) recibirán el premio de

Plata; estudiantes que obtienen un puntaje promedio de 4.0 (gpa) recibirán el premio de Oro. Estos estudiantes recibirán un certificado en una ceremonia especial.

SEGURIDAD AL MONTAR BICLETA

Las bicicletas se estacionarán en la zona adyacente a la cafetería aseguradas con un candado. Se espera que los alumnos sigan todas las leyes y reglas de tráfico al manejar las bicicletas al ir y venir de la escuela. Las biciletas nunca deven ser montadas dentro de la escuela. Esto incluye el uso apropiado del casco de protección. A los alumnos que no cumplan con estas reglas se les confiscarán las bicicletas hasta que sus padres se reúnan con el director del plantel.

SEGURIDAD AL IR Y VENIR DE LA ESCUELA

Se espera que los alumnos sigan todas las leyes y regulaciones escolares cuando vayan y vengan de la escuela; caminar en los cruces señalados para peatones, uso de uniforme escolar, usar sólo las zonas de carga y descarga de pasajeros autorizada por la Escuela Secundaria McFadden en el estacionamiento de la calle Raitt.

TELÉFONOS CELULARES/USO DE TELÉFONO

Los teléfonos celulares están permitidos, pero **deben estar silenciados en todo momento mientras el estudiante está en el campus**. NO ESTÁ PERMITIDO que los estudiantes envíen mensajes a través del celular, que lo usen para tomar fotografías o filmar. El uso indebido del celular resultará en su confiscación hasta que el padre o madre tenga una reunión con uno de los directores y puede resultar en consecuencias disciplinarias.

No está permitido que los padres llamen a sus hijos/as en el celular durante horas escolares. El estudiante podrá usar el teléfono de la escuela sólo en casos de emergencia y supervisado por uno de los empleados de la escuela. Solamente mensajes urgentes y aprobados por uno de los directores podrán ser entregados a los estudiantes. En caso de emergencia, llame al (714) 479-4000 y pida que se le entregue el mensaje a su estudiante.

ARTÍCULOS EXTRAVIADOS Y ENCONTRADOS

El área de los artículos extraviados y encontrados está localizado en la Oficina del Centro de Servicios Estudiantiles (salon 44). Los artículos que no te pertenezcan como bolsas, carteras, relojes, dinero, libros, libretas y prendas de vestir, deben ser entregados a la oficina de asistencia. Los alumnos que hayan extraviado algún objeto personal deberán de acudir a esta misma oficina para ver si sus artículos perdidos han sido entregados. Los artículos que no sean reclamados al fin de cada mes serán desechados o donados a una organización no lucrativa. La Escuela Intermedia McFadden no se hace responsable de ningún objeto confiscado/extraviado dañado, robado o perdido.

REGLAS ESCOLARES

Al inicio de cada semestre, todos los alumnos asistirán a una asamblea de orientación, durante la cual se explicarán ampliamente todas las reglas/normas pertinentes a la Escuela Intermedia McFadden y al Distrito Unificado de Santa Ana. Es la responsabilidad del estudiante familiarizarse y cumplir con todas y cada una de las normas escolares.

CÓDIGO DE CONDUCTA DEL ESTUDIANTE

Se espera que todos los estudiantes de la Escuela Intermedia McFadden se comporten de manera respetuosa todo el tiempo. Para que esto sea posible, los estudiantes deberán:

Obedecer a los empleados de la Escuela Intermedia McFadden

Llegar a tiempo, todos los dias, cada clase, postor para aprender

Tratar a todas las personas con respeto

Estar listos con todos sus útiles escolares

Actuar debidamente todo el tiempo

Obedecer las normas de disciplina del Distrito Escolar Unificado de Santa Ana

Evitar actuar en forma peligrosa que pueda ocasionar desorden en la escuela

Abstenerse de actos obscenos, de acoso sexual o participar en irreverencias o vulgaridades

Respetar la propiedad de otros o de la escuela

Además, cualquier acción física o verbal que haga sentir a otra persona incómoda o en peligro se considerará como un acto de acoso o amenaza. Para evitarlo, tratar a todas las personas con respeto y consideración. De lo contrario el estudiante tendrá una junta con su consejero/a y/o un administrador y se le dará un castigo disciplinario.

ALUMNOS REFERIDOS A LA DIRECCIÓN

Empleados de la Escuela McFadden enviarán a los estudiantes a la dirección por los siguientes problemas de conducta:

Interrupción contínua en el salón después de que el maestro ha documentado tanto la comunicación con los padres/tutores así como las intervenciones anteriores

Provocar situaciones de peligro

Rebeldía, falta de respeto y desobediencia

Holgazanería, tardanzas excesivas y/o faltas

Peleas, conducta amenazadora y/o intimidación sea fisica, verbal o electronica (Cyber)

Malas palabras (groserías), conducta vulgar y/o actos obscenos

Posesión de artículos ilegales y/o peligrosos

Robar o recibir objetos robados

Repetidas violaciones al código de vestir

Si el estudiante continuara con estos problemas de conducta, pudiera tener una de las siguientes consecuencias:

Advertencia verbal

Comunicación con los padres de familia (maestro/a puede pedirle al padre/madre que atienda clase con su hijo/a)

Se le enviará donde el consejero/a y/o sub-director/a

Detención durante el almuerzo o después de clases

Programa Escolar Sabatino

Plan de Control de Conducta

Suspensión de la clase (si el maestro/a suspende, se deberán seguir las reglas del distrito escolar)

Suspensión de la escuela

Transferencia a otra escuela

Recomendación de expulsión del Distrito Escolar Unificado de Santa Ana

Referir al Distrito Escolar Unificado de Santa Ana y/o a la policía

SUSPENSIÓN Y EXPULSIÓN

El director y sus designados tienen el derecho de suspender a un alumno hasta por cinco días. El administrador notificará a los padres antes de que esta acción se lleve a cabo. Una copia del aviso de suspensión se enviará al domicilio de los padres. El alumno pasará la suspensión en su casa. El director tiene el derecho de recomendar a que un alumno sea expulsado. Si ésto sucede, se llevará a cabo una audiencia ante un comité administrativo con la recomendación del comité que será enviada a la Junta Directiva del Distrito Unificado de Santa Ana. Si alguna de las siguientes conductas ocurre cuando el alumno se encuentra bajo la jurisdicción de la escuela, puede resultar en la suspensión o expulsión del alumno

Causar, intentar causar o amenazar con causar daños físicos

Ofrecer, poseer, usar o estar bajo la influencia, hacer arreglos o negociar para vender drogas, alcohol o cosas que parezcan drogas y alcohol

Cometer o intentar cometer un robo o una extorsión

Causar o intentar causar daños a la propiedad escolar o privada (graffiti y/o vandalismo)

Robar o recibir propiedad robada

Usar, poseer, vender o proporcionar un arma, explosivos o cualquier otro objeto peligroso o similar

Usar o poseer tabaco o productos derivados del tabaco

Cometer un acto obsceno o participar en irreverencias o vulgaridades

Usar, poseer, ofrecer o hacer arreglos para vender accesorios relacionados con drogas

Interrumpir las actividades escolares o deliberadamente desafiar a la autoridad escolar

Participar en acoso sexual

Acosar o amenazar al personal escolar o a los alumnos.

ACTIVIDADES ESTUDIANTILES

La Escuela Intermedia McFadden se enorgullece de ofrecer muchas actividades escolares para los alumnos. Se espera que todos los alumnos se unan a algún club escolar y que participen en las actividades deportivas. Las investigaciones sugieren que los estudiantes que participan en este tipo de actividades tienen mejores oportunidades de tener éxito en la escuela en comparación con los estudiantes que no participan. Por eso, ¡Anímate y únete a uno de los clubes o a algún deporte!

ATLETISMO

McFadden se enorgullece de ofrecer a los estudiantes la oportunidad de participar en equipos deportivos. Los equipos practican bajo la supervisión de un entrenador calificado y compiten en torneos interescolares organizados por los entrenadores de los equipos. Cada año los alumnos pueden participar en los siguientes deportes:

Carreras de Larga Distancia	Baloncesto Masculino	Volíbol
Fútbol Americano	Fútbol Masculino	Béisbol
Baloncesto Femenino	Atletismo	Fútbol Femenino

Engage 360

El programa Engage 360 atiende a más de 100 estudiantes en la Escuela Intermedia McFadden. El programa Engage 360 ofrece ayuda con las tareas escolares, enriquecimiento académico, artes y manualidades, habilidades para la vida, preparación para la universidad, desarrollo del carácter, deportes, juegos y proyectos temáticos. Los miembros del personal crean un ambiente de aprendizaje seguro y divertido para mejorar el rendimiento académico y las habilidades sociales de cada estudiante. El programa opera todos los días escolares desde la finalización de las clases hasta las 5:45 p.m. Se proveen refrigerios nutritivos diariamente a todos los estudiantes registrados. Los padres deben hacer arreglos para recoger o que su estudiante sea recogido puntualmente a las 5:45 p.m. Si un padre llega más de 15 minutos tarde a recoger a su hijo, el estudiante puede ser retirado del programa.

Comuníquese con Engage 360 al 657-383-3278 o envíe un correo electrónico a JenniferLuisChavez@sausd.us

SERVICIOS DE ALIMENTOS

Los formularios para determinar elegibilidad para el programa gratis/reducido de desayuno y almuerzo estarán disponibles al empezar el año escolar. Es obligatorio que todos los estudiantes llenen los formularios y los traigan a la oficina a más tardar el 31 de agosto, 2013. La Escuela Secundaria McFadden se enorgullece de ofrecer los siguientes servicios de alimentos:

Desayuno: Se sirve cada día de 7:30 a.m. a 8:15 a.m. Los alumnos pueden comprar el desayuno o usar su número de identificación escolar si es que califican para el desayuno gratis o a precio reducido.

Nutrición: Aquellos estudiantes que no desayunen antes de ir a la escuela podrán hacerlo durante el tiempo de nutrición. Refrigerios y bebidas están a la venta durante este tiempo cada día. Además los alumnos pueden traer un refrigerio de su casa.

Almuerzo: Los alumnos pueden traer el almuerzo de su casa o comprarlo en la cafetería escolar. Se dejará de vender el almuerzo 5 minutos antes de que termine la hora de almuerzo.

Las familias que califican para el programa de almuerzo pueden dos de las comidas ofrecidas. Se espera que los alumnos coman solamente en la area designada. La comida no sera permitida fuera de esta area. Se espera que los alumnos se deshagan de su basura y/o comida no terminada, tirándola dentro de los botes designados para ello, antes de entrar al salón de clase. Se exige que todos los alumnos coman en el área señalada para almorzar. No está permitido llevar comida o bebidas a las canchas de baloncesto o a los salones de clase.

POLÍTICA DE PARTICIPACIÓN DE LOS PADRES

McFadden se esfuerza por lograr la más alta calidad de la participación de padres a través de una comunicación efectiva y asociaciones estructuradas. El éxito del estudiante es un esfuerzo de colaboración entre el hogar y la escuela. Por lo tanto, el siguiente se promueve durante el año escolar para promover la participación de los padres en el aprendizaje de los estudiantes.

Objetivo # 1: Los padres juegan un papel integral en el aprendizaje del estudiante. El éxito del estudiante es un esfuerzo de colaboración entre el hogar y la escuela. Por lo tanto, el siguiente se promueve durante el año escolar para promover la participación de los padres en el aprendizaje de los alumnos:

1. Las reuniones de padres incluyen la formación e ideas sobre cómo los padres pueden ayudar a sus hijos con la lectura en el hogar
2. Scholastic Reading Counts informes de progreso a los padres
3. Clases de alfabetización para padres que ofrecen las estrategias que los padres ayuden a sus hijos con la lectura
4. Los informes de progreso y los datos de rendimiento distribuidas a los padres de manera oportuna y consistente
5. Padre / Estudiante / Profesor conferencias para abordar el progreso del estudiante y ofrecer sugerencias de asistencia
6. AM y PM tutoría está disponible para los estudiantes que necesitan lectura de la asistencia
7. ST programa de matemáticas "Jiji" para su uso en el hogar ofrece a los padres una respuesta inmediata y práctica adicional para su hijo
8. Clases de matemáticas para padres que ofrecen a los padres con estrategias para ayudar a sus hijos con las matemáticas.

Objetivo # 2: Las habilidades de crianza son promovidas y apoyadas. McFadden Intermedio proporciona materiales y capacitación para ayudar a trabajar todos los grupos de padres 'con sus hijos para mejorar el rendimiento de los estudiantes y desarrollar su capacidad para la participación y el liderazgo:

1. Cuatro (4) reuniones de orientación para padres / estudiantes se llevan a cabo durante el registro antes del inicio del año escolar
2. Una Comunidad de tiempo completo y de la Familia de Enlace para supervisar la asistencia del estudiante
3. Los sistemas de mensajería EduLink proporcionan notificaciones oportunas a los padres en varios idiomas
4. McFadden clasificado profesor de apoyo personal al hacer contacto con los padres a través de llamada telefónica
5. Aeries Parent Portal ofrece a los padres la asistencia y la información de calificaciones de su hijo

6. Padres / Estudiantes / Derechos y Responsabilidades de los manuales se distribuirán al comienzo del año escolar
7. La Oficina de Salud McFadden está dotada con una enfermera de 2-3 veces por semana y una enfermera con licencia profesional a tiempo completo (LVN).
8. El Run Club Fuerte enseña a los estudiantes sobre la vida sana a través de dieta y ejercicio
9. Estudiante expectativas detalle agendas McFadden de estudiantes McFadden
10. El programa de recuperación de Asistencia Escolar Viernes sábado y permiten que los estudiantes para compensar ausencias y reflexionar sobre su comportamiento.

Objetivo # 3: Los padres son bienvenidos y animados a participar en las actividades escolares. El éxito del estudiante es promovido a través de la participación activa de los padres y las interacciones significativas con las siguientes actividades de la escuela:

1. Los padres son invitados a las reuniones mensuales con los padres sobre una variedad de temas de interés
2. Los padres son animados a participar en el Consejo Escolar (SSC) y el Comité Asesor del Idioma Inglés (ELAC)
3. Noche de Regreso a la Escuela y Casa Abierta permite a los padres y miembros de la comunidad para observar los programas de McFadden
4. Comunidad y Enlace Familiar trabaja en estrecha colaboración con las familias McFadden para construir redes de apoyo
5. Sistemas de mensajes Blackboard se utilizan para informar a los padres de las próximas actividades y eventos
6. Padres McFadden se encuesta anual sobre la forma de satisfacer mejor las necesidades de los estudiantes, las familias y la comunidad
7. Asambleas de reconocimiento estudiantil permiten a las familias para celebrar y apoyar el rendimiento estudiantil
8. Actuaciones de los estudiantes (música, coro y teatro), ferias académicas y eventos deportivos permiten a las familias a participar en los intereses del estudiante
9. Proporcionar una comunicación abierta con los padres y la comunidad
10. Proporcionar guarderías para que los padres puedan asistir a las reuniones de padres.

Objetivo # 4: Los padres son socios en las decisiones escolares y actividades de promoción. El proceso de la capacidad de participación de los padres, la participación y el liderazgo de la construcción se inicia en nuestro padre y orientaciones estudiantiles y en nuestra reunión anual un título al principio del año escolar académico. A través de estos centros y en nuestras reuniones trimestrales de padres, los padres reciben información oportuna acerca del Título I y los programas categóricos y se les anima a participar activamente en los siguientes comités. McFadden proporcionará apoyo a las actividades de participación de padres solicitadas por los padres a través de los siguientes comités:

1. Informe Escolar Anual de McFadden se publica en el sitio web de la escuela
2. Datos de rendimiento estudiantil (CST, ELPAC, y MAP) es reportada y se explican en las reuniones mensuales de padres, ELAC y SSC
3. El rendimiento estudiantil revisión de datos forma parte de todas las conferencias de padres
4. Informes del examen de referencia son enviados a casa con los estudiantes para revisión de los padres.

* El Consejo Escolar ha aprobado la compra de la primera agenda de todos los estudiantes. Si se pierde va a costar $ 5 a reemplazar.
* McFadden Intermediate School Parent / Plan de Participación del Plan de Participación de los Padres. Aprobado por el

Schoolwide AVID Binders

AVID binders are used by ALL students here at McFadden Institute of Technology. These binders help students become more organized and help students become more successful learners.

Binder Check-off Sheet

NEEDED BINDER CONTENTS:

_____ Good quality, 2-ring binder
_____ Subject dividers to separate each class
_____ College ruled filler paper
_____ Zipper pouch to store supplies
_____ Two or more pens (different colors)
_____ Two or more pencils (working)
_____ MIT Agenda
_____ Ipad

YOUR BINDER SHOULD BE ORGANIZED IN THE FOLLOWING MANNER:

_____ Zipper Pouch
_____ Agenda
_____ Notebook paper
_____ Divider for each class

DIVIDER ORGANIZATION (BEHIND EACH DIVIDER):

_____ Focused Notes
_____ Handouts/Worksheets/Classwork
_____ Test/Quizzes
_____ Returned Assignments

SUGGESTED SCHOOL SUPPLIES:

_____ Calculator
_____ Ruler (with inches and centimeters)
_____ 1-2 highlighters
_____ Glue Stick
_____ Composition Books
_____ Colored Pencils or Crayons
_____ P.E. uniform
_____ Bicycle helmet and lock

Schoolwide Organization Check

McFadden Institute of Technology will be implementing school-wide Organization checks to develop learners who can self-direct, self-evaluate, self-monitor, and self-advocate. ALL STUDENTS WILL BE REQUIRED to maintain their school binder and MIT Agenda (Desk Area for TK-5).

FALL SEMESTER SEMESTRE DE OTOÑO 2022 - 2023		WHEN/CUÁNDO	RESULTS/RESULTADOS
	FIRST CHECK PRIMERA REVISIÓN	• **AUGUST 31st, 2022** • 31 AGOSTO , 2022	☐ **PASS/PASAR** ☐ NO PASS/NO PASAR
	SECOND CHECK SEGUNDA REVISIÓN	• **SEPTEMBER 28th, 2022** • 28 de SEPTIEMBRE, 2022	☐ **PASS/PASAR** ☐ NO PASS/NO PASAR
	THIRD CHECK PRIMERA REVISIÓN	• **NOVEMBER 9th, 2022** • 9 de NOVIEMBRE, 2022	☐ **PASS/PASAR** ☐ NO PASS/NO PASAR

SPRING SEMESTER SEMESTRE DE PRIMAVERA 2022 - 2023		WHEN/CUÁNDO	RESULTS/RESULTADOS
	FOURTH CHECK CUARTA REVISIÓN	• **JANUARY 18th, 2023** • 18 ENERO , 2023	☐ **PASS/PASAR** ☐ NO PASS/NO PASAR
	FIFTH CHECK QUINTA REVISIÓN	• **FEBRUARY 22nd, 2023** • 22 de FEBRERO, 2023	☐ **PASS/PASAR** ☐ NO PASS/NO PASAR
	SIX CHECK SEXTO REVISIÓN	• **APRIL 12th, 2023** • 12 de ABRIL, 2023	☐ **PASS/PASAR** ☐ NO PASS/NO PASAR

Writing

Writing is:
- A learning tool
- A personal and public communication tool
- A record of thinking

Students who write:
- Consider audience and purpose
- Engage in various writing processes to address specific situations
- Support their thinking
- Demonstrate understanding

The AVID curriculum supports writing through the use of:
- Cornell note-taking
- Learning logs
- Quickwrites and reflections
- Process writing
- Peer evaluation
- Authentic writing

Reading

Reading is:
- Strategically gaining meaning, understanding and knowledge from print and other media
- Purpose-driven
- Interactive

Students who read:
- Understand text structures
- Apply prior knowledge and make connections to other text, self and world
- Make predictions and ask questions
- Create visual images as they read

The AVID curriculum supports reading through the use of:
- Deep reading strategies
- Note-taking
- Graphic organizers
- Vocabulary building
- Summarizing
- Reciprocal teaching

Inquiry

Inquiry is:
- Uncovering one's understanding
- Asking critical questions
- Engaging in thinking, learning and discussion

Students who inquire:
- Analyze and synthesize materials or ideas
- Clarify their own thinking
- Probe others' thinking
- Work through ambiguity

The AVID curriculum supports inquiry through the use of:
- Skilled questioning techniques
- Costa's Levels of Thinking
- Socratic Seminars
- Tutorials
- Investigations
- Questions that guide research

Organization

Organization is:
- Managing materials and practicing methodical study habits
- Planning and prioritizing school, work and social tasks
- Engaging in mental preparation and goal-setting
- Strategically and intentionally taking responsibility for one's own learning

Students who organize:
- Develop and use processes, procedures and tools to study effectively
- Manage their time through prioritizing and goal-setting
- Are prepared for courses, participate during instruction and interact with instructors
- Self-direct, self-evaluate, self-monitor and self-advocate

The AVID curriculum supports organization through the use of:
- Binders and organizational tools
- Calendars, planners, and agendas
- Graphic organizers
- A focused note-taking system
- Tutorials and study groups
- Project planning and SMART goals

Collaboration

Collaboration is:
- Teamwork with shared responsibility
- Sharing of ideas, information and opinions
- Formal and informal discussion

Students who collaborate:
- Work together toward a common goal
- Develop positive interdependence
- Work in focused study groups
- Support the learning of others through inquiry

The AVID curriculum supports collaboration through the use of:
- Socratic Seminars
- Tutorials
- Philosophical Chairs
- Group activities and projects
- Peer editing groups
- Service learning projects

AVID's mission is to close the achievement gap by preparing all students for college readiness and success in a global society.

AVID®
Decades of College Dreams

Focused Note-Taking Process

Taking Notes

- Select format
- Set up the page
- Record Essential Question
- Take notes

Processing Notes

- Think about notes
- Revise notes
- Identify & organize
- Evaluate importance

Connecting Thinking

- Think beyond notes
- Make connections
- Identify gaps
- Ask questions

Summarizing and Reflecting on Learning

- Think about notes as whole
- Capture importance

Applying Learning

- Use the notes
- Apply or demonstrate learning
- Revisit notes

AVID

Focused Note-Taking Process using Cornell Notes

Cornell Notes	Topic/Objective:	Name:
	FOCUSED NOTE-TAKING PROCESS	Class/Period:
		Date:

Essential Question:

DEVELOP A QUESTION ABOUT THE OVERALL TOPIC OF THE LESSON THAT WILL BE COVERING THROUGHOUT THE NOTES

Questions:	Notes:
CREATE	PARAPHRASE THE INFORMATION GIVEN DURING A
QUESTIONS OR	LECTURE, IN A BOOK, ETC.
IMAGES THAT	
HIGHLIGHT THE	
MAIN IDEAS OF	USE CRITICAL THINKING AND SELECTIVE LISTENING
EACH CHUNK	TO DECIDE THE MOST IMPORTANT
OF NOTES	INFORMATION TO INCLUDE.
	CHUNK YOUR NOTES – USE BULLET POINTS,
	NUMBERS, ETC. TO IDENTIFY EACH NEW TOPIC BEING
	INTRODUCED. MAKE SURE YOU SKIP A LINE
	IN BETWEEN EACH CHUNK OF NOTES.

Summary:

WRITE A SUMMARY THAT HIGHLIGHTS THE MAIN IDEAS INTRODUCED THROUGHOUT THE NOTES. YOUR SUMMARY SHOULD ANSWER ALL THE QUESTIONS FROM THE LEFT COLUMN AND YOUR ESSENTIAL QUESTION.

Cornell Notes	Topic/Objective:	Name:
		Class/Period:
		Date:

Essential Question:

Questions:	Notes:

Summary:

Note Revision Checklist

Completed	Symbol	Revision
☐	123 ABC	1. Number the notes for each new concept or main idea.
☐	Key Word	2. Circle vocabulary/key terms.
☐	Main Idea	3. Highlight or underline main ideas.
☐	^	4. Fill in gaps of missing information and/or reword/rephrase in red.
☐	~~Unimportant~~	5. Delete/cross out unimportant information by drawing a line through it with a red pen.
☐	?	6. Identify points of confusion to clarify by asking a partner or teacher.
☐	*	7. Identify information to be used on a test, essay, for a tutorial, etc.
☐	Visual/Symbol	8. Create a visual/symbol to represent important information to be remembered.

COSTAS LEVELS OF THINKING

LEVEL 3 - APPLYING

Create
Predict
Build
Critique
Defend

- Predict what would happen if...
- Pretend you are a character in the story and...
- How would you solve this problem in real life?
- If you were there, would you...?
- Add something new on your own that was not part of the story...
- Describe the events that might occur if...
- Defend your statement about the character with analysis and text evidence.

LEVEL 2- PROCESSING

Analyze
Compare
Contrast
Group
Infer
Organize

- How is ___ similar to ____?
- Why do you think?...
- What conclusion can you draw about...?
- What was the message of...?
- Give me an example of...
- What evidence can you find to support...?
- What does ___ suggest about _____'s character?
- What lines of the poem express the poet's feelings about _____?

LEVEL 1 - GATHERING

Find
List
Define
Describe
Paraphrase
Explain

- What info is given?
- What events led to...?
- When did...?
- Which one...?
- Who was...?
- Locate in the story where...

How to Create a Summary Reflection

Follow these steps to write a reflective summary at the end of your notes:

Identify the important ideas.

- ☐ Revisit your notes, paying attention to the layers you have added during the note-taking process—additions, text markings, questions, etc.
- ☐ Focus on each chunk of your notes:
  - What is the big idea of each chunk?
  - Which vocabulary is essential to your overall understanding of this content? Mark those words, or consider making a word bank containing the words you want to use in your summary.
- ☐ Think about how the chunks fit together.
  - What is the big-picture structure of the notes? How do the chunks of content relate to one another?
  - What phrases or vocabulary show the relationships between the ideas in your notes? Generate a list of these words (which may not be ones already in your notes), such as *opposes, supports, justifies, proves, concludes*, etc.
- ☐ Think about what belongs in your summary and what does not.
  - Your summary should be less specific than your notes, but not so vague that it leaves out the important big ideas.

Write your summary.

- ☐ Review the Essential Question that guided your note-taking. Your summary should be an answer to that question.
- ☐ Your summary should be written in complete sentences. You will probably have one sentence for each chunk of your notes, but that may vary depending on the content and organization of your notes.
- ☐ Capture the big ideas and the essential details to create a big picture of the content. Use the most important words and phrases from your word bank.
- ☐ Make sure your summary explains the content, not just the format.
- ☐ Your summary might begin with a sentence that communicates the overarching idea of the entire note page.

Add a reflection.

- ☐ Review the note-taking purpose. Consider why you took the notes and how you will need to use what you learned in the notes.
- ☐ At the end of your summary, add a reflection that expresses how these notes will be useful to you or what your future steps should be concerning the content in these notes.
- ☐ Remember that the reflection is for <u>you</u>. This is your chance to make your learning meaningful, to remind yourself of the thinking you have been doing, to consider how this learning impacts you, and to personalize your learning.
- ☐ Do not merely write that your notes will be useful; explain *how* they will be useful.

Strategies for Studying

Effective Studying	Ineffective Studying
Active	Passive
Explaining the notes aloud in your own words	"Going over" or "reading over" the notes
Visiting the content in as many ways as possible—visually, auditorily, conversationally, kinesthetically	Using only one modality of learning, probably visual
Thinking about the type of assessment you are taking and adjusting your studying accordingly	Studying the same way for every type of assessment
Generating mnemonics (songs, rhymes, acronyms, silly or unusual ways to remember)	Looking over content without intentionally trying to commit it to memory
Targeting the information you don't know or know the least	Studying all the notes or content in their entirety
Creating questions and answering or discussing them	Letting the notes speak for themselves
Revisiting material over time in spaced intervals	Cramming or having a marathon study session
Coming up with examples and making the learning relevant to your experience	Only trying to learn the facts or the wording from your notes
Categorizing, grouping, manipulating, dissecting, or reorganizing the information	Leaving the information in its original form or order
Practicing retrieving content in the notes from your memory or self-quizzing by covering up the notes and reciting them	Assuming the information is stored in your brain without checking to make sure
Prioritizing content by separating main ideas from smaller details	Treating every bit of information as if it has the same importance
Diagnosing what you understand versus what you don't understand and figuring out how to understand the things you don't understand	Treating all the content equally
Explaining the content aloud to yourself or another person	Reading through the notes in your head without ever attempting to explain them yourself
Asking a friend or educator to explain things that are unclear	Not asking for help
Concentrating on the meaning of your notes	Regurgitating the material in your notes without thinking about what it means
Focusing on the long-term, thinking about how you can understand the content beyond the day of the test	Storing the content temporarily in your short-term memory

Academic Language Scripts
Guiones de Lenguaje Académico

Clarifying | Clarificar

- **Could you repeat that?** ¿Podría/s repitir por favor?
- **Could you give us an example of that?** ¿Nos podría/s dar un ejemplo?
- **I have a question about that: …** Tengo una pregunta sobre eso…
- **Could you please explain what___means?** ¿Podría/s explicar lo que significa_____?
- **Would you mind repeating that?** ¿Podría/s repetir eso?
- **I'm not sure I understood that. Could you please give us another example?** No estoy seguro/a que entendí lo que dijo. ¿Podría/s darnos otro ejemplo?
- **Would you mind going over the instructions for us again?** ¿Podría/s explicarnos las instrucciones otra vez?
- **So, do you mean . . .?** ¿A que se/te refiere/s…?
- **What did you mean when you said …?** ¿Qué es lo que quería/s decir cuando dijo/dijiste…?
- **Are you sure that …?** ¿Está/s seguro/a que…?
- **I think what___is trying to say is…** Creo lo que está/s tratando de decir es ….
- **Let me see if I understand you. Do you mean____or_?** ¿Déjame ver si lo/te entiendo. ¿Lo que quiere/s decir es _____ o _____?
- **Thank you for your comment. Can you cite for us where in the text you found your information?** Gracias por su/tu comentario. ¿Podría/s citar para nosotros, dónde en el texto ha/s encontrado su/tu información?

Probing for Higher-Level Thinking | Pensamiento de Nivel Superior

- **What examples do you have of . . . ?** ¿Cuáles ejemplos tiene/s de…?
- **Where in the text can we find…?** ¿Dónde en el texto podemos encontrar…?
- **I understand . . ., but I wonder about. . .** Entiendo, pero me pregunto si…
- **How does this idea connect to . . .?** ¿Cómo está relacionado esta idea con…?
- **If__is true, then . . .?** ¿Si _____ es cierto, entonces…?
- **What would happen if_?** ¿Qué pasaría si _____?
- **Do you agree or disagree with his/her statement? Why?** ¿Está/s de acuerdo o en desacuerdo con su declaración? ¿Por qúe?
- **What is another way to look at it?** ¿Caúl es otra manera de ver eso?
- **How are_____and____similar?** ¿Cómo son ____ y ____ parecidos?
- **Why is___important?** ¿Por qué es importante _____?

Expressing an Opinion | Expresando Una Opinión

- **I think/believe/predict/imagine that…What do you think?** Pienso/creo/predigo/imagino que…¿Qué piensa/s?
- **In my opinion . . .** En mi opinión…
- **It seems to me that . . .** Me parece que…
- **Not everyone will agree with me, but . . .** No todos estarán de acuerdo conmigo pero…

Building on What Others Say | Basándose en lo Que Otros Dicen

- **I agree with what_____said because . . .** Estoy de acuerdo/a con lo que dijo _____ porque…
- **You bring up an interesting point and I also think . . .** Mencionaste un punto interesante y también pienso…
- **That's an interesting idea. I wonder . . .? I think . . . Do you think . . .?** Es un idea interesante… Me pregunto… ¿Piensas que…?
- **I thought about that also and I'm wondering why . . .?** ¿Lo pensé también y me pregunto por qué…?
- **I hadn't thought of that before. You make me wonder if . . .? ¿Do you think . . .?** No lo había pensado antes. Me hace/s preguntarme si…. ¿Cree/s que…?
- **_____said that . . . I agree and also think . . .** _____ dijo que…. Estoy de acuerdo y también pienso que…
- **Based on the ideas from___,_____and_____, it seems like we all think that…** Basado en las ideas de ___, __, y ____, parece que todos pensamos que…

Interrupting | Interrumpiendo

- **Excuse me, but . . . (I don't understand.)** Discúlpame pero no entiendo…
- **Sorry for interrupting, but… (I missed what you said.)** Perdón por interrumpir pero… no escuché lo que dijo.
- **May I interrupt for a moment?** ¿Podría interrumpir por un momento?
- **May I add something here?** Podría añadir algo más?

Disagreeing | En desacuerdo

- **I don't really agree with you because . . .** Realmente no estoy de acuerdo con usted/contigo porque…
- **I see it another way. I think . . .** Lo veo de otra manera. Pienso que…
- **My idea is slightly different from yours. I believe that . . . I think that . . .** Mi idea es un poco diferente que tu idea. Creo que… Pienso que…
- **I have a different interpretation than you. . .** Tengo una interpretación diferente a la suya/tuya…

Inviting Others into the Dialogue | Invitando a otros en el Diálogo

- **Does anyone agree/disagree?** ¿Alguien está de acuerdo o en desacuerdo?
- **What gaps do you see in my reasoning?** ¿Cuáles brechos encuentra/s en mi razonamiento?
- **What different conclusions do you have?** ¿Cuáles conclusiones diferentes tiene/s?
- **__ (name), what do you think?** ¿_____, qué piensa/s?
- **I wonder what_____thinks?** Me gustaría saber lo que piensa _____.
- **Who has another idea/question/interpretation?** ¿Quién tiene otra idea, pregunta, interpretación?
- **__ (name), what did you understand about what_____said?** ¿___(nombre), qué entendiste sobre lo que dijo _____?
- **We haven't heard from many people in the group. Could someone new offer an idea or question?** No hemos escuchado de muchas personas en el grupo. ¿Alguien más podría ofrecer una idea nueva o pregunta?

Punctuation

.	Full Stop	End a sentence	Mary rode her bike to the playground.
,	Comma	Separate items in a list	I like reading books, listening to music, and studying English.
		Show a break in a sentence	As the day came to an end, the fire fighters put out the last spark.
?	Question Mark	Ask a question	Where are you from?
!	Exclamation Mark	Emphasis a strong feeling	Wow! Today has been awesome!
;	Semi-Colon	Link elements of a sentence	My daughter is a teacher; my son is a doctor.
:	Colon	Introduce a list	You have two choices: finish the work today or lose the contract.
" "	Quotation Marks	Show what is said	"I work in Italy" said Jimmy.
'	Apostrophe	Show ownership or missing letters	Sean's performance at school has greatly improved.
			They're going to the movies tonight.
-	Hyphen	Join words together	My eight-year-old boy loves reading.
( )	Brackets	Set off less important details	The two brothers (Richard and Sean) were learning how to play guitar.
...	Ellipsis	Show that parts of sentences are left out	To be continues...

ESLBUZZ

MARKING THE TEXT

AN ACTIVE READING STRATEGY TO GET YOU TO THINK CRITICALLY ABOUT A TEXT

☆ Number (#) the paragraphs.

☆ Circle key words/terms/phrases (experts, people, titles, places, dates, etc), essential or repeated words/concepts, and numbers.

☆ Box unknown words.

☆ Underline essential info, the main idea or claim, and/or info related to your reading purpose (e.g., cause/effect relationships).

☆ Highlight key details, facts, evidence, definitions, explanations, descriptions, data/statistics, and other info related to the EQ.

☆ *Write* labels, questions, and comments in the margin (agreement, disagreement, clarification, connections, reactions, predictions, etc).

USE SYMBOLS IN THE MARGINS TO MARK:

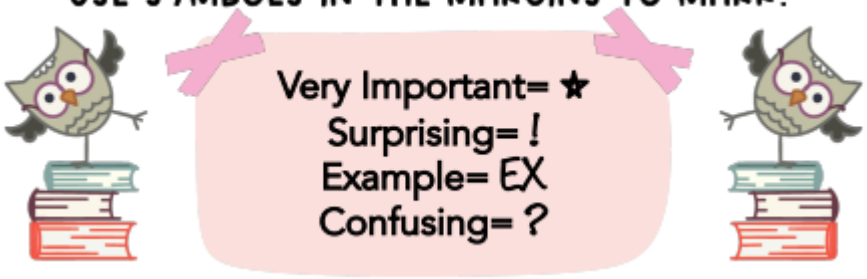

Geometry Shapes

Shapes / Sizes / Models

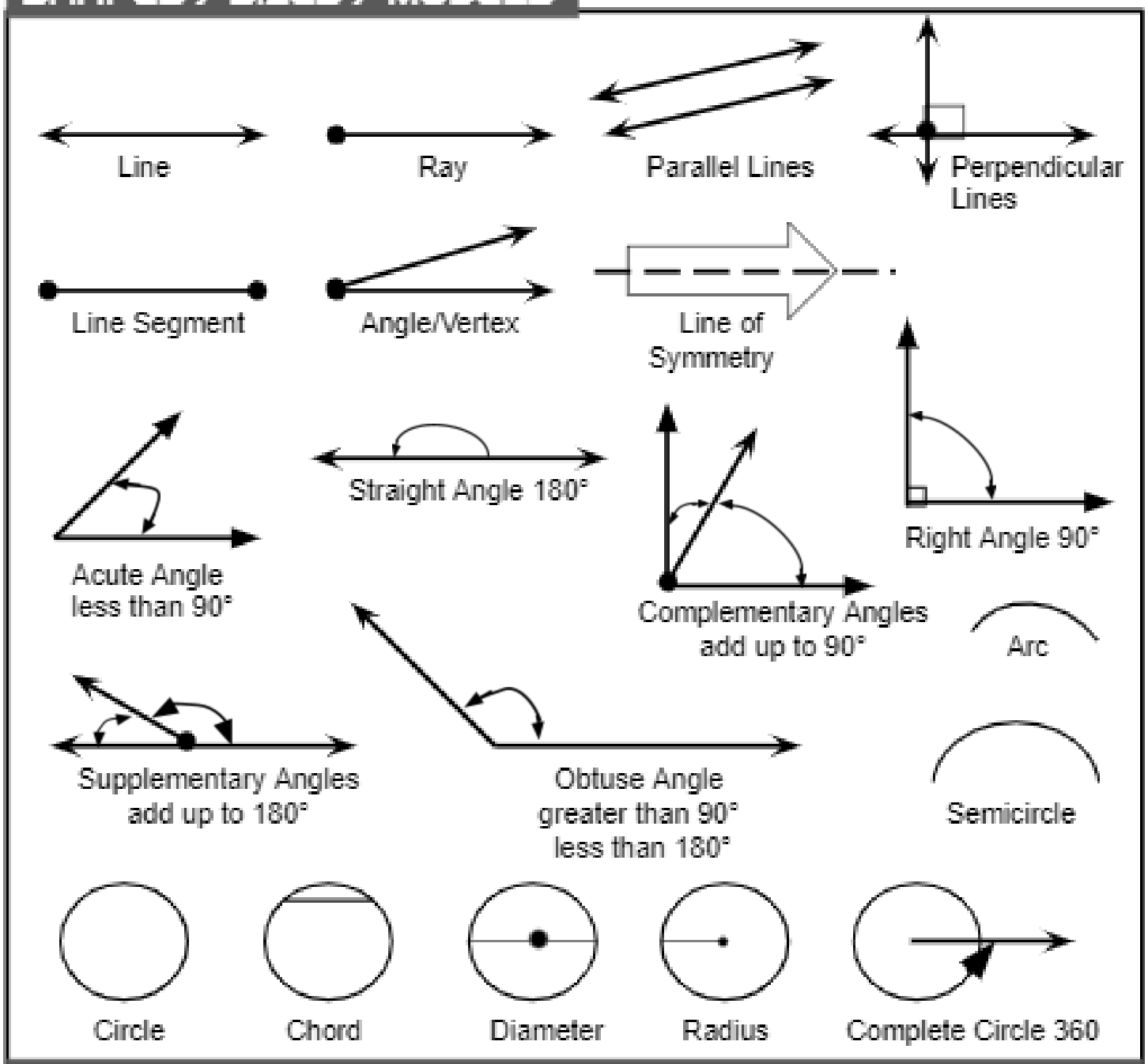

Polygons

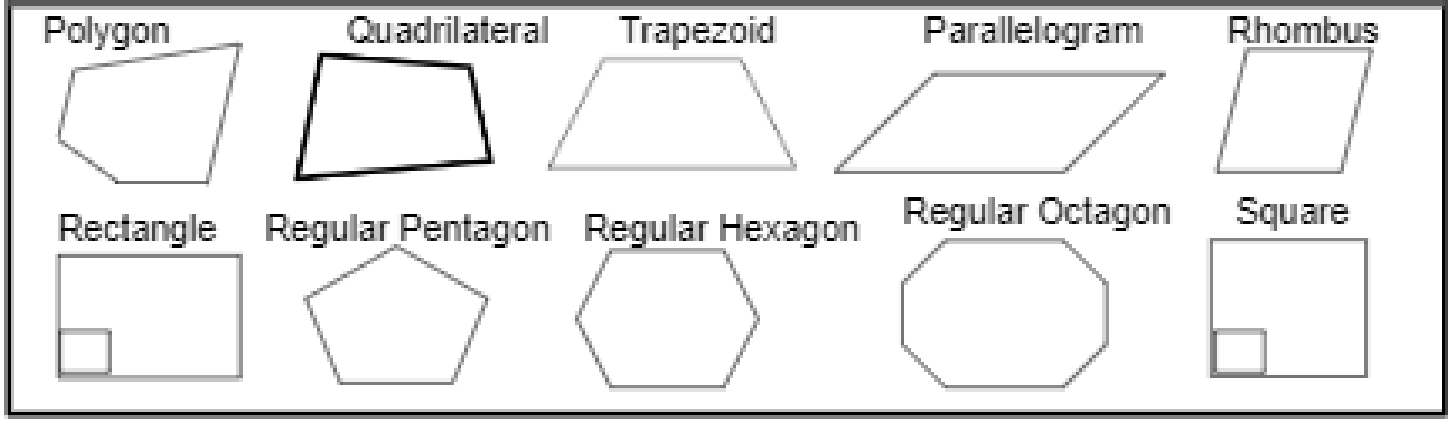

Geometry Formulas

Formulas: Areas & Volumes

Rectangle

Area = $l \cdot w$
Perimeter = $2(l + w)$

Square



Area = s^2
Perimeter = $4s$

Rhombus

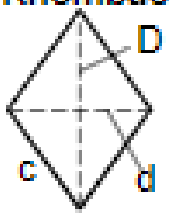

Area = $\frac{Dd}{2}$
Perimeter = $4c$

Trapezoid

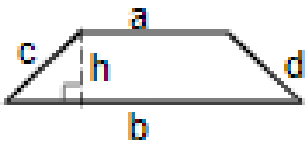

Area = $\frac{h(a+b)}{2}$
Perimeter = $a+b+c+d$

Parallelogram

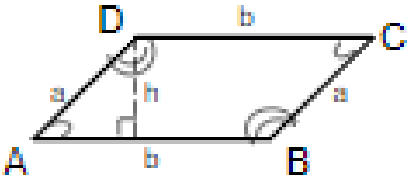

Area = $b \cdot h$
Perimeter = $2a + 2b$

Circle

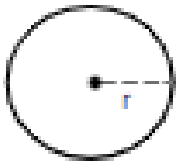

Area = πr^2
Circumference = $2\pi r$

Triangle

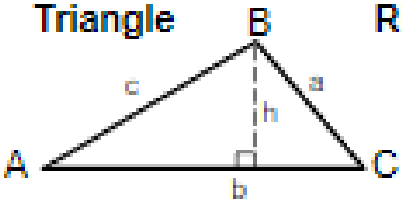

Area = $\frac{bh}{2}$
Perimeter = $a+b+c$

Right triangle

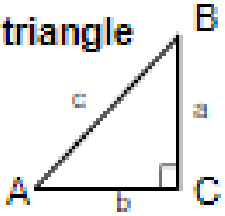

Area = $\frac{ba}{2}$
Perimeter = $a+b+c$

Rectangular Solid

Volume = $l \cdot w \cdot h$
Surface area = $2l + 2w + 2h$

Cube

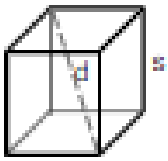

Volume = $l \cdot w \cdot h$ or s^3
Surface area = $6s^2$

Cylinder

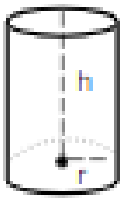

Volume = $\pi r^2 h$
Surface area = $2\pi rh + 2\pi r^2$

Cone

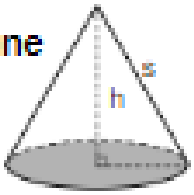

Volume = $\frac{\pi r^2 h}{3}$

Surface area = $\pi r^2 + \pi rs$

Pyramid

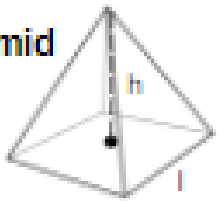

Volume = $\frac{\text{Area of base} \cdot h}{3}$

Sphere



Volume = $4\pi r^2$

Surface area = $\frac{4\pi r^3}{3}$

Triangles

Scalene Triangle

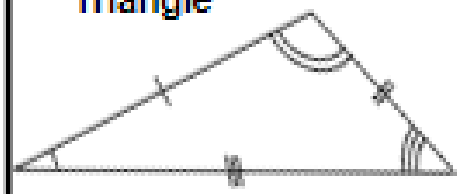

Equilateral Triangle

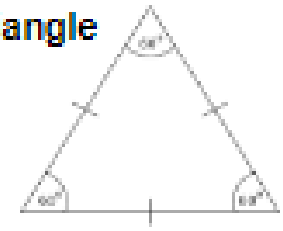

Isosceles Triangle

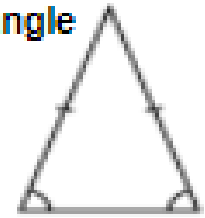

Right Triangle



MULTIPLICATION CHART 1 - 25

x	1	2	3	4	5	6	7	8	9	10	11	12	13	14	15	16	17	18	19	20	21	22	23	24	25
1	1	2	3	4	5	6	7	8	9	10	11	12	13	14	15	16	17	18	19	20	21	22	23	24	25
2	2	4	6	8	10	12	14	16	18	20	22	24	26	28	30	32	34	36	38	40	42	44	46	48	50
3	3	6	9	12	15	18	21	24	27	30	33	36	39	42	45	48	51	54	57	60	63	66	69	72	75
4	4	8	12	16	20	24	28	32	36	40	44	48	52	56	60	64	68	72	76	80	84	88	92	96	100
5	5	10	15	20	25	30	35	40	45	50	55	60	65	70	75	80	85	90	95	100	105	110	115	120	125
6	6	12	18	24	30	36	42	48	54	60	66	72	78	84	90	96	102	108	114	120	126	132	138	144	150
7	7	14	21	28	35	42	49	56	63	70	77	84	91	98	105	112	119	126	133	140	147	154	161	168	175
8	8	16	24	32	40	48	56	64	72	80	88	96	104	112	120	128	136	144	152	160	168	176	184	192	200
9	9	18	27	36	45	54	63	72	81	90	99	108	117	126	135	144	153	162	171	180	189	198	207	216	225
10	10	20	30	40	50	60	70	80	90	100	110	120	130	140	150	160	170	180	190	200	210	220	230	240	250
11	11	22	33	44	55	66	77	88	99	110	121	132	143	154	165	176	187	198	209	220	231	242	253	264	275
12	12	24	36	48	60	72	84	96	108	120	132	144	156	168	180	192	204	216	228	240	252	264	276	288	300
13	13	26	39	52	65	78	91	104	117	130	143	156	169	182	195	208	221	234	247	260	273	286	299	312	325
14	14	28	42	56	70	84	98	112	126	140	154	168	182	196	210	224	238	252	266	280	294	308	322	336	350
15	15	30	45	60	75	90	105	120	135	150	165	180	195	210	225	240	255	270	285	300	315	330	345	360	375
16	16	32	48	64	80	96	112	128	144	160	176	192	208	224	240	256	272	288	304	320	336	352	368	384	400
17	17	34	51	68	85	102	119	136	153	170	187	204	221	238	255	272	289	306	323	340	357	374	391	408	425
18	18	36	54	72	90	108	126	144	162	180	198	216	234	252	270	288	306	324	342	360	378	396	414	432	450
19	19	38	57	76	95	114	133	152	171	190	209	228	247	266	285	304	323	342	361	380	399	418	437	456	475
20	20	40	60	80	100	120	140	160	180	200	220	240	260	280	300	320	340	360	380	400	420	440	460	480	500
21	21	42	63	84	105	126	147	168	189	210	231	252	273	294	315	336	357	378	399	420	441	462	483	504	525
22	22	44	66	88	110	132	154	176	198	220	242	264	286	308	330	352	374	396	418	440	462	484	506	528	550
23	23	46	69	92	115	138	161	184	207	230	253	276	299	322	345	368	391	414	437	460	483	506	529	552	575
24	24	48	72	96	120	144	168	192	216	240	264	288	312	336	360	384	408	432	456	480	504	528	552	576	600
25	25	50	75	100	125	150	175	200	225	250	275	300	325	350	375	400	425	450	475	500	525	550	575	600	625

The Periodic Table of Elements

6 — **Atomic Number** = Number of Protons = Number of Electrons

C — **Chemical Symbol**

CARBON — **Chemical Name**

12 — **Atomic Weight** = Number of Protons + Number of Neutrons*

NON-METALS

METALS

1 H HYDROGEN 1																	2 He HELIUM 4
3 Li LITHIUM 7	4 Be BERYLLIUM 9											5 B BORON 11	6 C CARBON 12	7 N NITROGEN 14	8 O OXYGEN 16	9 F FLUORINE 19	10 Ne NEON 20
11 Na SODIUM 23	12 Mg MAGNESIUM 24											13 Al ALUMINUM 27	14 Si SILICON 28	15 P PHOSPHORUS 31	16 S SULFUR 32	17 Cl CHLORINE 35	18 Ar ARGON 40
19 K POTASSIUM 39	20 Ca CALCIUM 40	21 Sc SCANDIUM 45	22 Ti TITANIUM 48	23 V VANADIUM 51	24 Cr CHROMIUM 52	25 Mn MANGANESE 55	26 Fe IRON 56	27 Co COBALT 59	28 Ni NICKEL 59	29 Cu COPPER 64	30 Zn ZINC 65	31 Ga GALLIUM 70	32 Ge GERMANIUM 73	33 As ARSENIC 75	34 Se SELENIUM 79	35 Br BROMINE 80	36 Kr KRYPTON 84
37 Rb RUBIDIUM 85	38 Sr STRONTIUM 88	39 Y YTTRIUM 89	40 Zr ZIRCONIUM 91	41 Nb NIOBIUM 93	42 Mo MOLYBDENUM 96	43 Tc TECHNETIUM 98	44 Ru RUTHENIUM 101	45 Rh RHODIUM 103	46 Pd PALLADIUM 106	47 Ag SILVER 108	48 Cd CADMIUM 112	49 In INDIUM 115	50 Sn TIN 119	51 Sb ANTIMONY 122	52 Te TELLURIUM 128	53 I IODINE 127	54 Xe XENON 131
55 Cs CESIUM 133	56 Ba BARIUM 137		72 Hf HAFNIUM 178	73 Ta TANTALUM 181	74 W TUNGSTEN 184	75 Re RHENIUM 186	76 Os OSMIUM 190	77 Ir IRIDIUM 192	78 Pt PLATINUM 195	79 Au GOLD 197	80 Hg MERCURY 201	81 Tl THALLIUM 204	82 Pb LEAD 207	83 Bi BISMUTH 209	84 Po POLONIUM 209	85 At ASTATINE 210	86 Rn RADON 222
87 Fr FRANCIUM 223	88 Ra RADIUM 226		104 Rf RUTHERFORDIUM 263	105 Db DUBNIUM 268	106 Sg SEABORGIUM 271	107 Bh BOHRIUM 270	108 Hs HASSIUM 270	109 Mt MEITNERIUM 278	110 Ds DARMSTADTIUM 281	111 Rg ROENTGENIUM 281	112 Cn COPERNICIUM 285	113 Nh NIHONIUM 286	114 Fl FLEROVIUM 289	115 Mc MOSCOVIUM 289	116 Lv LIVERMORIUM 293	117 Ts TENNESSINE 294	118 Og OGANESSON 294

57 La LANTHANUM 139	58 Ce CERIUM 140	59 Pr PRASEODYMIUM 141	60 Nd NEODYMIUM 144	61 Pm PROMETHIUM 145	62 Sm SAMARIUM 150	63 Eu EUROPIUM 152	64 Gd GADOLINIUM 157	65 Tb TERBIUM 159	66 Dy DYSPROSIUM 163	67 Ho HOLMIUM 165	68 Er ERBIUM 167	69 Tm THULIUM 169	70 Yb YTTERBIUM 173	71 Lu LUTETIUM 175
89 Ac ACTINIUM 227	90 Th THORIUM 232	91 Pa PROTACTINIUM 231	92 U URANIUM 238	93 Np NEPTUNIUM 237	94 Pu PLUTONIUM 244	95 Am AMERICIUM 243	96 Cm CURIUM 247	97 Bk BERKELIUM 247	98 Cf CALIFORNIUM 251	99 Es EINSTEINIUM 252	100 Fm FERMIUM 257	101 Md MENDELEVIUM 258	102 No NOBELIUM 259	103 Lr LAWRENCIUM 262

KEY

- = **Solid** at room temperature
- = **Liquid** at room temperature
- = **Gas** at room temperature
- = **Radioactive**
- = **Artificially Made**

* The atomic weights listed on this Table of Elements have been rounded to the nearest whole number. As a result, this chart actually displays the **mass number** of a specific isotope for each element. An element's complete, unrounded atomic weight can be found on the It's Elemental website: http://education.jlab.org/itselemental/

Reading and Math Map Tracker

The MAP (Measure of Academic Progress) Assessment is a computerized adaptive test. Students earn a RIT score at the end of each MAP Assessment. What does a specific RIT score mean? It represents the level where a student is ready to learn, also known as the Zone of Proximal Development. Educators can make informed decisions to promote a student's academic growth based on the RIT score.

MAP Reading

	Fall	Winter	Spring
My RIT Goal			
Overall RIT Score			
Percentile			

MAP Math

	Fall	Winter	Spring
My RIT Goal			
Overall RIT Score			
Percentile			

2020 Reading
National Student Status Norms

	Fall	Winter	Spring
Grade	Mean	Mean	Mean
K	137	142	153
1	156	166	171
2	172	181	186
3	187	194	197
4	197	203	205
5	204	209	211
6	210	214	215
7	214	217	218
8	219	221	222

2020 Mathematics
National Student Status Norms

	Fall	Winter	Spring
Grade	Mean	Mean	Mean
K	140	150	157
1	160	170	176
2	175	184	189
3	188	196	201
4	200	206	211
5	209	215	219
6	215	220	223
7	220	224	227
8	225	228	230

Grade Results Tracker

Set Some Goals. Keep track of your Achievements.

Our greatest weakness lies in giving up. The most certain way to succeed is always to try just one more time. - Thomas a. Edison

SUBJECT	GRADING PERIOD	ACADEMIC GRADE	CITIZENSHIP GRADE	GOALS FOR NEXT GRADING PERIOD
ENGLISH	Progress 1			
	Progress 2			
	Semester 1			
	Progress 3			
	Progress 4			
	Semester 2			
P.E.	Progress 1			
	Progress 2			
	Semester 1			
	Progress 3			
	Progress 4			
	Semester 2			
MATH	Progress 1			
	Progress 2			
	Semester 1			
	Progress 3			
	Progress 4			
	Semester 2			
SOCIAL STUDIES	Progress 1			
	Progress 2			
	Semester 1			
	Progress 3			
	Progress 4			
	Semester 2			
SCIENCE	Progress 1			
	Progress 2			
	Semester 1			
	Progress 3			
	Progress 4			
	Semester 2			
ELECTIVE	Progress 1			
	Progress 2			
	Semester 1			
	Progress 3			
	Progress 4			
	Semester 2			

McFadden Institute of Technology

Counseling Team

School Year: **2022-2023**

Counseling Services: 3 Domains

Academic Achievement	Social Emotional Learning (SEL)	College & Career Development
Help improve grades & identify academic goals	Whole school curriculum lessons (managing emotions, bullying, safety) one-on-one counseling, small groups etc.	CCGI lessons, college/career exploration & teaching soft skills.

Confidentiality

School counselors are mandated to keep information private.

Unless!!!

Someone is getting HURT
Someone wants to HURT themselves
Someone wants to HURT others

MIT Counseling Office Hours:

Mon-Friday
7:30 A.M. - 3:30 P.M.

Scan the QR Code to request to see your counselor

Mental Health Resources

National Suicide Prevention Hotline 24/7
1-800-273-8255

Central Crisis & Suicide Prevention Hotline
1-888-506-5991

Crisis Text Line
Text HOME to 741741

Human Services Program
Dial 211

SAUSD Mental Health Resource Line
657-290-9527

OC Links
1-855-625-4657

Warmline Network Services
1-877-910-9276

Trevor Project Lifeline
866-488-7386

WE CARE

Santa Ana Unified School District **2022-2023** Academic School Calendar

JULY 2022

M	T	W	Th	F
				1
4	5	6	7	8
11	12	13	14	15
18	19	20	21	22
25	26	27	28	29

- 4 Holiday - Independence Day

Instructional Days: 0

AUGUST 2022

M	T	W	Th	F
1	2	3	4	5
8	9	10	11	12
15	16	17	18	19
22	23	24	25	26
29	30	31		

- Duty Day - PD Days 8/10 - 8/11
- 12 Duty Day - Student Free Day
- 15 First Day of Fall Instruction
- Back to School Night: ES: 8/25
- Modified Day: ES: 8/26

Instructional Days: 13

SEPTEMBER 2022

M	T	W	Th	F
			1	2
5	6	7	8	9
12	13	14	15	16
19	20	21	22	23
26	27	28	29	30

- 5 Holiday - Labor Day
- 23 Progress Reports: 6 Weeks (K-12)
- Back to School Night HS: 9/1, IS: 9/8
- Modified Day HS: 9/2 IS: 9/9

Instructional Days: 21

OCTOBER 2022

M	T	W	Th	F
3	4	5	6	7
10	11	12	13	14
17	18	19	20	21
24	25	26	27	28
31				

- 3 Duty Day - Student Free Day: (IS) Parent Conference

Instructional Days: IS: 20, ES/HS: 21

NOVEMBER 2022

M	T	W	Th	F
	1	2	3	4
7	8	9	10	11
14	15	16	17	18
21	22	23	24	25
28	29	30		

- 3 End of Trimester: (ES-58 Days)
- Progress Reports: 12 Week (HS/IS)
- Duty Day - Student Free Day: K-12: 11/4, ES: 11/18
- Holiday
- Modified Day/Parent Conferences: ES 11/14-11/17
- Non-Instruction - Thanksgiving Recess

Instructional Days: ES: 14, IS/HS: 15

DECEMBER 2022

M	T	W	Th	F
			1	2
5	6	7	8	9
12	13	14	15	16
19	20	21	22	23
26	27	28	29	30

- 22 End of Semester (HS 86 Days)/Modified Days (IS/HS)
- Progress Reports: 6 Weeks (ES)
- 23 Duty Day - Student Free Day (HS)/End of Semester/Modified Day (IS) 86 Days/Full day (ES)
- Holiday
- Winter Break
- Modified Day: HS: 12/20, K-12: 12/21

Instructional Days: HS: 16, ES/IS: 17

JANUARY 2023

M	T	W	Th	F
2	3	4	5	6
9	10	11	12	13
16	17	18	19	20
23	24	25	26	27
30	31			

- 9 First Day of Spring Instruction
- 16 Holiday - Martin Luther King, Jr. Day
- Holiday
- Winter Break

Instructional Days: 16

FEBRUARY 2023

M	T	W	Th	F
		1	2	3
6	7	8	9	10
13	14	15	16	17
20	21	22	23	24
27	28			

- 13 Holiday - Lincoln Day
- 16 Progress Reports: 6 Weeks (IS/HS)
- 17 Duty Day - Student Free Day (K-12)
- 20 Holiday - Washington Day
- 24 End of Trimester: (ES-59 Days)
- Modified Day/Parent Conferences: ES:2/27-3/3

Instructional Days: 17

MARCH 2023

M	T	W	Th	F
		1	2	3
6	7	8	9	10
13	14	15	16	17
20	21	22	23	24
27	28	29	30	31

- Modified Day/Parent Conferences: ES:2/27-3/3
- 30 Open House: HS: 3/30
- 31 Progress Reports: K-12/Modified Day: HS

Instructional Days: 23

APRIL 2023

M	T	W	Th	F
3	4	5	6	7
10	11	12	13	14
17	18	19	20	21
24	25	26	27	28

- Non-Instruction - Spring Recess
- Open House: ES: 4/20 IS: 4/27
- Modified Day: ES: 4/21, IS: 4/28

Instructional Days: 15

MAY 2023

M	T	W	Th	F
1	2	3	4	5
8	9	10	11	12
15	16	17	18	19
22	23	24	25	26
29	30	31		

- 29 Holiday - Memorial Day
- Modified Day: IS/HS: 5/30, K-12: 5/31

Instructional Days: 22

JUNE 2023

M	T	W	Th	F
			1	2
5	6	7	8	9
12	13	14	15	16
19	20	21	22	23
26	27	28	29	30

- 1 Last Day of Instruction-End of Semester (IS/HS-94 Days)/ End of Trimester (ES- 63 Days) / Modified Day (K-12)
- 2 Duty Day - Student Free Day

Instructional Days: 1

IMPORTANT INFORMATION

1. **First Day of Service:** August 10, 2022
2. **First Day of Instruction:** August 15, 2022
3. **Last Day of Service:** June 2, 2023

Modified Wednesday ES/IS | Modified Day (see legend)

DAYS OF INSTRUCTION

1. Students attend school **180** days
2. Parent Conferences: **Elementary School (ES):** November 14-18, 2022
   Elementary School (ES): February 27, 2023 - March 3, 2023
   Intermediate School (IS): October 3, 2022

Duty DAYS

Teacher Duty Days: 187 (5 Student Free Duty Days + 2 PD Days)

K-12: November 4, 2022 & February 17, 2023

Elementary: November 18, 2022 **Intermediate:** October 3, 2022

High School: December 23, 2022

Board Approved: May 18, 2021

6/16/202212:19 PM

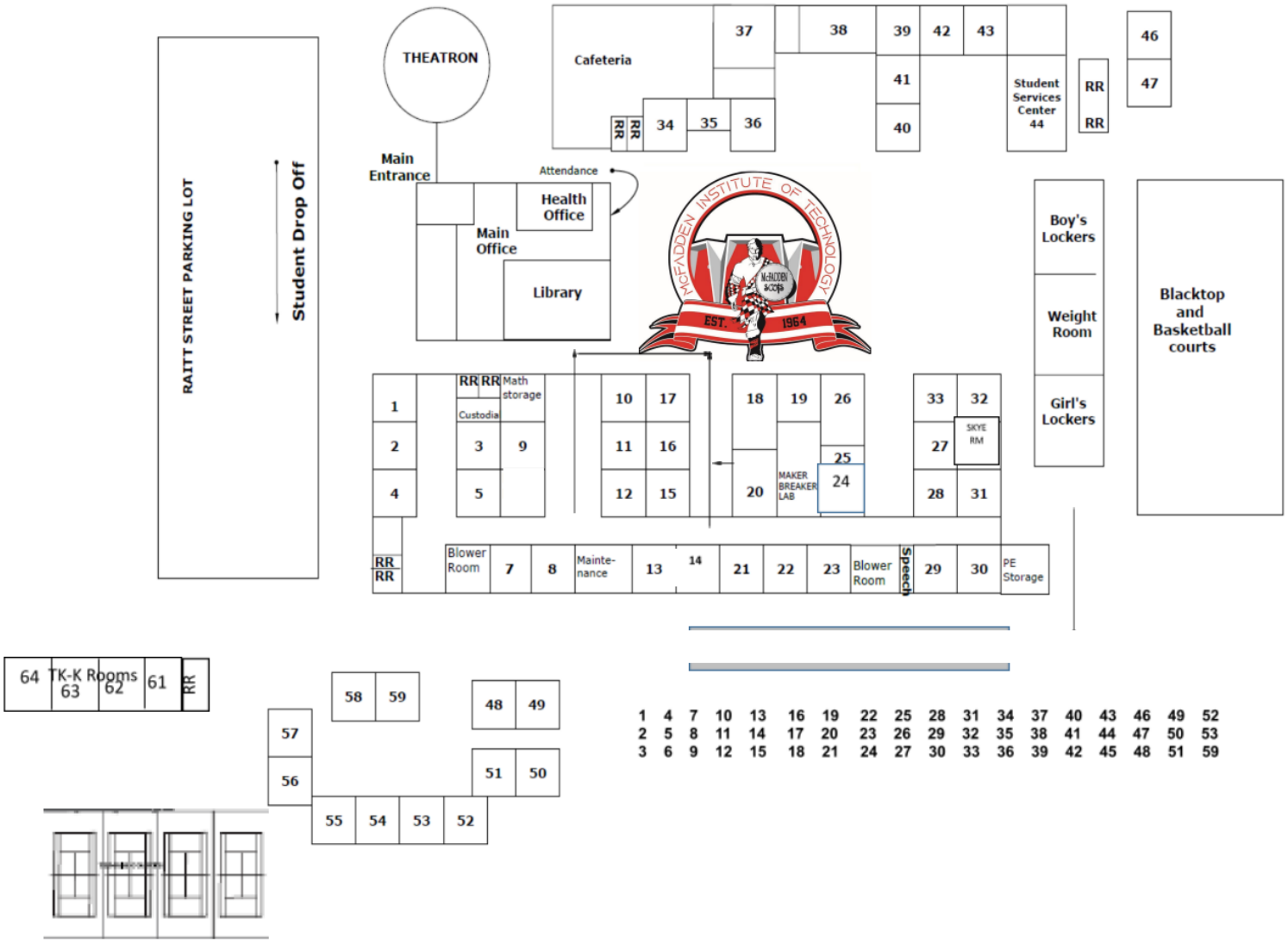
RAITT STREET PARKING LOT
Student Drop Off
THEATRON
Main Entrance
Cafeteria
37
38
39
42
43
46
47
41
40
34
35
36
RR
RR
Student Services Center 44
RR
RR
Attendance
Health Office
Main Office
Library
MCFADDEN INSTITUTE OF TECHNOLOGY
EST. 1964
Boy's Lockers
Weight Room
Girl's Lockers
Blacktop and Basketball courts
1
2
4
RR RR
Math storage
Custodia
3
9
5
10
17
11
16
12
15
18
19
26
25
24
20
MAKER BREAKER LAB
33
32
27
SKYE RM
28
31
RR
RR
Blower Room
7
8
Mainte-nance
13
14
21
22
23
Blower Room
Speech
29
30
PE Storage
64
TK-K Rooms
63
62
61
RR
58
59
48
49
57
56
51
50
55
54
53
52
1 4 7 10 13 16 19 22 25 28 31 34 37 40 43 46 49 52
2 5 8 11 14 17 20 23 26 29 32 35 38 41 44 47 50 53
3 6 9 12 15 18 21 24 27 30 33 36 39 42 45 48 51 59